



THE KENT COUNTY WATER AUTHORITY

TARIFF ADVICE FILING AND PETITION FOR RELIEF

BEFORE THE

RHODE ISLAND PUBLIC UTILITIES COMMISSION

DOCKET # 5133

MARCH 3, 2021

**STATE OF RHODE ISLAND AND PROVIDENCE PLANTATIONS
PUBLIC UTILITIES COMMISSION**

**IN RE: KENT COUNTY WATER AUTHORITY
TARIFF ADVICE FILING AND PETITION FOR RELIEF
March 3, 2021**

TABLE OF CONTENTS

1. Transmittal Letter.
2. Tariff Advice Filing and Petition For Relief and Certificate of Service.
3. Notice of Filing of Proposed Tariff Changes to be published in the Providence Journal and provided to customers.
4. Testimony and Exhibits of David L. Simmons P.E.
5. Testimony and Schedules of David Bebyn, CPA
6. Current and Proposed Tariff Schedules

EXHIBIT 1

MARY B. SHEKARCHI
Attorney at Law
33 College Hill Rd., #15E
Warwick, RI 02886
Tel. (401) 828-5030
Fax (401)-823-1400
Email: marybali@aol.com

March 3, 2021

The Honorable Ronald T. Gerwatowski
State of Rhode Island
Public Utilities Commission
89 Jefferson Blvd.
Warwick, RI 02888

RE: Kent County Water Authority – Tariff Advice Filing and Petition for Relief

Dear Chairperson Gerwatowski:

Please find enclosed herewith Kent County Water Authority's ("KCWA") original and nine (9) copies of a Tariff Advice Filing and Petition For Relief filed pursuant to Rules 1.9 and 1.10 of the Rhode Island Public Utilities Commission's Rules of Practice and Procedure. This filing proposes to change KCWA's current tariffs. KCWA is proposing to change its tariffs to allow all water sales and private fire service from quarterly billing to monthly billing in 3 phases, with the first phase effective on August 1, 2021, the second phase effective September 1, 2021 and the 3rd phase effective October 1, 2021.

An electronic copy of this filing has been provided to the service list from KCWA's most recent Abbreviated Rate Filing in Docket # 5012 and hard copies to the following:

- Attorney General's Office
- Town Clerk for the Town of East Greenwich
- City Clerk for the City of Warwick
- City Clerk for the City of Cranston
- Town Clerk for the Town of West Greenwich
- Town Clerk for the Town of Coventry
- Town Clerk for the Town of West Warwick
- Town Clerk for the Town of Scituate
- Town Clerk for the Town of North Kingstown

All fire districts that purchase water from KCWA will be notified by certified mail.

Also included is a copy of our proposed notice to be published in the Providence Journal. I respectfully request that the Commission staff immediately review and approve the enclosed notice so that it may be published as soon as possible. Once approved, we will forward copies via mail to our customers.

The following individuals should receive all correspondence related to this matter:

Mr. David L. Simmons, P.E.
Executive Director/Chief Engineer
Kent County Water Authority
1072 Main Street, PO Box 192
West Warwick, RI 02893
dsimmons@kentoucntywater.org

Mr. David Bebyn, CPA
B& E Consulting, LLC
21 Dryden Lane
Providence, RI 02904
dbebyn@gmail.com

Ms. Mary B. Shekarchi, Esq.
33 College Hill Road, Suite # 15E
Warwick, RI 02886
marybali@aol.com

Thank you for your attention in this matter.

Sincerely,



Mary B. Shekarchi
Attorney at Law

EXHIBIT 2

STATE OF RHODE ISLAND
PUBLIC UTILITIES COMMISSION

IN RE: KENT COUNTY WATER AUTHORITY


TARIFF ADVICE AND PETITION FOR RELIEF

Now comes Kent County Water Authority ("KCWA") who hereby submits this Tariff Advice and Petition For Relief pursuant to Rules 1.9 and 1.10 of the Rules of Practice and Procedure for the Rhode Island Public Utilities Commission ("Commission"). In support thereof, KCWA states as follows:

1. KCWA's current tariffs were approved by the Commission in 2020 in Docket No. 5012.
2. KCWA's tariffs allow quarterly and monthly billing for all metered accounts. KCWA's tariffs only allow quarterly billing for all private fire service accounts.
3. As a result, KCWA's tariffs were designed to recover \$13,559.00 from monthly customers and \$1,862,025.00 from quarterly customers, for a total of \$1,875,584.00
4. Pursuant to the tariffs authorized by the Commission in Docket # 5012, KCWA implemented a large meter monthly billing rollout starting in February, 2021. With this rollout, approximately 310 customers of KCWA's approximate total 27,500 customers are being billed monthly.
5. KCWA is proposing to bill all of its customers on a monthly basis.
6. If KCWA collected the current monthly base charges in its tariffs from all 27,267 customers, it would collect \$3,830,749.00 in base charge revenue.
7. As result, KCWA needs to revise its tariffs and reduce its monthly base charge to collect the same amount of base charge revenue previously authorized by the Commission in Docket No. 5012.
8. KCWA incorporates by reference the revised tariffs submitted in this filing.

WHEREFORE, KCWA respectfully requests that this honorable Commission grant the relief requested and allow KCWA to amend its Tariffs as requested, and all other relief the Commission deems just.

Kent County Water Authority
By its attorney,



Mary B. Shekarchi dated 3/3/21
Attorney at Law

33 College Hill Rd., #15E

Warwick, RI 02886

Tel. # (401) 828-5030

Fax # (401) 823-1400

marybali@aol.com

cc: Service List for Docket 5012
via electronic mail

**Docket No. 5012 - Kent County Water Authority – Abbreviated Rate Filing
Service List 2/11/2020**

Name/Address	E-mail Address	Phone
Kent County Water Authority (KCWA) Mary B. Shekarchi, Esq. 33 College hill Rd., Suite 15-E Warwick, RI 02886	marybali@aol.com ;	401-828-5030
David L. Simmons, P.E. Executive Director/Chief Engineer Kent County Water Authority 1072 Main St. West Warwick, RI 02893-0192	dsimmons@kentcountywater.org ;	401-821-9300
David Bebyn, CPA B&E Consulting, LLC 21 Dryden Lane Providence, RI 02904	dbebyn@gmail.com ;	
Division of Public Utilities & Carriers (Division) Tiffany Parenteau, Esq. Dept. of Attorney General 150 South Main St. Providence, RI 02903	Tparenteau@riag.ri.gov ;	401-274-4400 Ext. 2218
	Chetherington@riag.ri.gov ;	
	John.bell@dpuc.ri.gov ;	
	Al.mancini@dpuc.ri.gov ;	
	Pat.smith@dpuc.ri.gov ;	
	Hakeem.ottun@dpuc.ri.gov ;	
	Robert.Bailey@dpuc.ri.gov ;	
	Mfolcarelli@riag.ri.gov ;	
	Dmacrae@riag.ri.gov ;	
Jerome Mierzwa Layfayette Morgan Exeter Associates, Inc. 10480 Little Patuxent Parkway, Suite 300 Columbia, MD 21044	jmierzwa@exeterassociates.com ;	
	lmorgan@exeterassociates.com ;	
Original & nine (9) copies file w/: Luly E. Massaro, Commission Clerk Public Utilities Commission 89 Jefferson Blvd. Warwick, RI 02888	Luly.massaro@puc.ri.gov ;	401-780-2107
	Cynthia.WilsonFrias@puc.ri.gov ;	
	Margaret.hogan@puc.ri.gov ;	
	Alan.nault@puc.ri.gov ;	
Kathleen Crawley Water Resources Board	Kathleen.crawley@doa.ri.gov ;	401-222-6696

EXHIBIT 3

**STATE OF RHODE ISLAND AND PROVIDENCE PLANTATIONS
PUBLIC UTILITIES COMMISSION**

RE: KENT COUNTY WATER AUTHORITY
Docket No. _____

NOTICE OF PROPOSED TARIFF CHANGE

In accordance with Rhode Island General Laws ("RIGL") and the Rules of Practice and Procedure of the Rhode Island Public Utilities Commission, Kent County Water Authority ("KCWA") hereby gives notice of a proposed tariff change and petition for relief filed with the Rhode Island Public Utilities Commission in the within Docket

In its filing, KCWA proposes to change and reduce its monthly base customer service and private fire service charges and to transition all water sales and private fire service from quarterly to monthly basis. KCWA proposes its change in tariffs in 3 steps, with the first step effective August 1, 2021, the second step effective, September 1, 2021 and the third step October 1, 2021. After the third and final step, the bill impact on a typical residential customer using 8,000 cubic feet of water per year is a decrease of \$1.00 per year from \$479.18 to \$478.18 or -0.2%.

While the proposed tariff changes are proposed to become effective August 1, 2021, September 1, 2021 and October 1, 2021, the Commission may approve, or reasonably amend, KCWA's proposal. No change will take effect until the Commission has conducted a full investigation and hearing on KCWA's proposal. The Commission will publish a notice of the hearing dates when they are scheduled.

A copy of this filing is on file at our office 1072 Main Street or on our website www.kentcountywater.org and at the Public Utilities Commission, 89 Jefferson Boulevard, Warwick RI 02889 and its website www.ripuc.org and may be examined by the public during business hours. Also, copies are available at the cities and towns we service.

Kent County Water Authority
1072 Main Street
West Warwick, RI 02893
Tel. (401) 821-9300

EXHIBIT 4

PREFILED TESTIMONY

OF

DAVID L. SIMMONS P.E.

EXECUTIVE DIRECTOR/CHIEF ENGINEER

IN SUPPORT OF

**THE KENT COUNTY WATER AUTHORITY
TARIFF ADVICE FILING AND PETITION FOR RELIEF**

BEFORE THE

**RHODE ISLAND PUBLIC UTILITIES COMMISSION
DOCKET _____**

MARCH 3, 2021



1 PRE-FILED TESTIMONY

2 DAVID L.SIMMONS, P.E.

3
4 **I. Introduction**

5 **Q. Please state your name and business address.**

6 A. My name is David L. Simmons, P.E. My current business address is 1072 Main Street,
7 West Warwick, Rhode Island 02893.

8
9 **Q. By whom are you employed and in what capacity?**

10 A. I am the Executive Director/Chief Engineer for the Kent County Water Authority (KCWA
11 or the Authority).

12
13 **Q. Please describe your qualifications and experience.**

14 A. I am a Registered Professional Engineer in the State of Rhode Island. I have a Bachelor of
15 Science degree in Environmental Toxicology and Chemistry from the University of
16 Massachusetts at Amherst and a Master of Science Degree in Environmental Engineering
17 from Worcester Polytechnic Institute. I am certified by the R. I. Department of Health as a
18 Class 4 Drinking Water Distribution Operator and a Class 4 Water Treatment Operator, and
19 a Level 2 Assessor. I am the main licensed operator for Kent County Water Authority
20 (KCWA or the Authority). I am also a certified Grade 2 Wastewater Operator with the
21 Rhode Island Department of Environmental Management and a licensed membrane
22 operator. I have 24 years of multidisciplinary experience working in the water and
23 wastewater fields including extensive field operations, design, and management.

24
25 **Q. How long have you been employed at Kent County Water Authority?**

26 A. I have been employed at the Authority for the last eight years where I have been interfacing
27 with all aspects of the Authority's business, regulatory, and daily operations. I became the
28 Executive Director/Chief Engineer for the Authority in May of 2019. Prior to coming to the
29 Authority, I was the Water Superintendent for the Town of New Shoreham.

30
31 **Q. Do you belong to any professional organizations or committees?**

1 A. I am member of American Water Works Association, New England Water Works
2 Association, RI Water Works Association (Chair of the Legislative Committee), RI
3 Backflow Preventors Association, and I am a member of the American Society of Civil
4 Engineers. I am a committee member of the New England Water Works Association
5 Operator Certification Committee.
6

7 **Q. What are your duties and responsibilities?**

8 A. I am responsible for the administrative, financial, and supervisory oversight for the
9 organization including treatment plant operations, transmission, distribution, pumping, and
10 storage facilities within the KCWA service area servicing approximately 100,000 people
11 within eight cities and towns. I am the overall RIDOH certified licensed Distribution and
12 Treatment drinking water operator for the Authority.
13

14 **Q. Have you previously testified before State Regulatory Commissions concerning the
15 operations matters of Kent County Water Authority?**

16 A. Yes, I provided both written and oral testimony most our recent rate filing PUC Docket
17 5012. I attended all meeting and hearings regarding PUC Docket 4611 and was directly
18 involved in the acquisition of information for many of data requests under that docket but
19 did not provide oral and/or written testimony in those proceedings.
20

21 **II. Relief Requested.**

22 **Q. What is your role in these proceedings?**

23 A. To support Kent County Water Authority's Tariff Advice Filing and Petition For Relief.
24

25 **Q. Please provide an overview of why KCWA filed its Tariff Advice Filing and Petition
26 for Relief ?**

27 A. KCWA seeks to change its current tariffs and reduce its monthly base customer service and
28 private fire service charges to transition to all water sales and private fire service from
29 quarterly to a monthly basis.
30
31

1 **Q. Does KCWA currently provide monthly billing for any of its customers?**

2 A. Yes. KCWA bills 15 (0.05%) of its approximately 27,267 retail and wholesale customers
3 on a monthly basis. KCWA was approved under PUC Docket 5012 to move to monthly
4 billing for all single register and compound metered customers sized three inches and
5 above.

6

7 **Q. Why were there 15 customers on monthly billing?**

8 A. KCWA regulations required that the largest commercial, industrial, and governmental
9 water users be read and billed monthly.

10

11 **Q. How many customers are, or will be, on monthly billing because of the decision under
12 PUC Docket 5012 to move all large and medium metered customers to monthly
13 billing?**

14 A. Approximately 310 (1.1%) of its 27,267 retail and wholesale accounts monthly. KCWA is
15 rolling out monthly large meter billing starting March 2021 and will be fully implemented
16 in May 2021.

17

18 **Q. How much do the large meter customers contribute to meeting the overall revenue
19 requirement for KCWA?**

20 A. Approximately 20%.

21

22 **Q. Why is private fire service included in the shift to monthly billing?**

23 A. For consistency in billing timing. The private developments and fire services are behind
24 large master meters that will be getting a monthly usage bill.

25

26 **Q. Did KCWA request for monthly billing for all customers under Docket 5012?**

27 A. Yes, but it was decided during the proceedings of PUC Docket 5012 to wait until a future
28 rate filing to address the monthly billing on all customers because all new radio meters and
29 Automatic Meter Reading (AMR) systems must be installed first to logistically facilitate
30 monthly billing with current staff. Additionally, the cost of monthly billing would not

1 actually be incurred until at least a year after a revised tariff schedule was issued under
2 PUC Docket 5012 resulting in potential over collection during that period.

3
4 **Q. Why does KCWA want to now move to monthly billing for all customers ahead of a**
5 **full rate filing?**

6 A. Recent events regarding numerous billing disputes received by KCWA in early November,
7 2020 resulting from high water use during the summer of 2020 highlighted the need to get
8 critical usage information in the hands of both KCWA and the customers in a timelier
9 manner. Customers are currently getting billed quarterly calculated on meter readings that
10 range between 90 and 110 days between readings because it takes 2-3 weeks to perform
11 the readings and process the bills. As stated in testimony under PUC Docket 5012, monthly
12 billing is one component that needs to be advanced as soon as possible. Monthly billing
13 empowers the customers to adjust to how much water they are using to better conserve and
14 also locate potential problems such as leaks that can often go unnoticed. This was also
15 expressed to several members of the General Assembly in a meeting with KCWA on
16 December 4, 2020. Any member of the public can view that meeting on our website
17 www.kentcountywater.org or click on the following link:

18 [12-4-20_KCWA_Meeting_with_Legislators_to_discuss_meter_and_billing_investigation.](#)

19 Specifically, Senator Gordon Rodgers (R- District 21 Coventry, Foster, Scituate, and West
20 Greenwich) asked KCWA to move onto monthly billing as soon as possible.

21
22 **Q. What were the primary complaints/ billing disputes that KCWA received?**

23 A. The customers mostly complained of perceived rate hikes on their summer bills. The usage
24 rates went down under PUC Docket 5012 effective September 1, 2020. The cost of water is
25 directly related to the amount a customer uses, thereby creating the perception of increased
26 “water charges or rate hikes” if the customer has increased usage in each quarter. These
27 complaints were exacerbated by members of the General Assembly fielding multiple calls
28 from constituents on the matter trying to answer technical questions without a full
29 understanding of the procedural details or how to properly direct customers to dispute their
30 bills and/or usage. The circumvention of the normal procedures regarding billing disputes
31 further aggravated the situation and made many customers even more confused on what to

1 do. KCWA met with several member of the General Assembly and it was opined that many
2 disputes would not have happened if the customers could better associate the specific
3 usage period to the bill rather than the billing period due to confusion over when the water
4 was actually used. It was also expressed by all that if customers knew how much water
5 they were using sooner they would have curtailed their increased water use during the
6 extreme drought. The usage increases were also further aggravated by an abnormal shift in
7 residential use patterns as result of Covid-19. KCWA completed a comprehensive and
8 thorough investigation on all dispute's received. It was concluded that the increased usage
9 in outdoor water for irrigation and/or recreation use during the extreme drought conditions
10 was the primary cause of the vast majority of the disputed water charges.

11
12 Those customers dissatisfied with KCWA's findings filed formal complaints with the
13 Division of Public Utilities and Carriers (DPUC) pursuant to Rule 815-RICF-00-00-1.7 of
14 the Division's Rules of Practice and Procedure or request a regulatory review/hearing
15 pursuant to Rule 81O-RICR-10-00- 1.13 and 1.14 of the Commission's Rules and
16 Regulations Governing the Termination of Residential Electric, Gas and Water Service.
17 Approximately 25% of the customers that complained requested second independent
18 investigations to be conducted by the DPUC who, to date, also reached the same
19 conclusion as KCWA.

20
21 It was solidified from the investigations by KCWA and DPUC that more frequent readings
22 from monthly billing would allow staff, and customers, to identify problems earlier such as
23 potential water leaks and also proactively alert customers to their usage patterns before
24 small problems become larger ones that can be financially burdensome.

25
26 **Q. Did any other comparable water system in Rhode Island see similar trends in**
27 **production as a result of the extreme drought?**

28 A. Yes. All water systems saw large increases in production this past summer. Providence
29 Water, which supplies approximately 80% of its water wholesale to KCWA saw some of
30 the highest production amounts in their recorded history.

31

1 **Q. If other comparable water systems in Rhode Island saw similar trends in production**
2 **then why did they not receive the same number of complaints as KCWA?**

3 A. The largest reason is most other systems are on monthly billing. All systems did see normal
4 complaints from increases summertime usage. The City of Warwick (Warwick Water) is
5 the best comparison to KCWA. Warwick Water is on quarterly billing, has approximately
6 the same number of customers as KCWA, and saw the same number of complaints using
7 the same style Neptune waters meters as KCWA. Warwick Water came to the same
8 conclusion as KCWA and DPUC that the water was used primally as a result of increased
9 outdoor water usage during the record drought summer.

10
11 **Q. Why did Warwick Water not get the same coverage and scrutiny as KCWA on this**
12 **issue?**

13 A. The main reason is the Warwick Water's quarterly bills came out in December after
14 KCWA's bills. The mass media had already published several stories because of the
15 amount of attention it was receiving from members of the General Assembly that were
16 getting inundated with calls and emails from their constituents. Warwick Water received
17 one [Turnto10 story](#) on December 22, 2020 and [one article in the Warwick Beacon](#) on
18 December 24th, 2020. In contrast, KCWA received all complaints after Nov 5, 2020
19 Facebook posts with several hundred comments on Coventry, RI Biggest Town in the
20 Smallest State, followed by multiple press releases by members of General Assembly, four
21 Channel 10 prime time reports, two Channel 12 prime time reports, one Channel 6 report,
22 four discussions on Gene Valicenti Radio Show on WPRO, and a half dozen articles
23 written in various local new papers, associated press, and digital media. Also, there were
24 three City, Town, and State legislative resolutions introduced in response to the coverage.

25
26 **Q. Why did the billing disputes in KCWA all seem to be primarily focused on Coventry**
27 **customers in November?**

28 A. KCWA bills approximately 27000 customers on three cycles, A, B, and C, respectively.
29 Each reading/billing cycle encompasses approximately 9000 customers monthly. The first
30 summer cycle bills to go out were on cycle A. Cycle A bills service primarily Warwick
31 and East Greenwich and cover usage from mid-May to mid-August 2020. These customers

1 typically receive their bill at the end of September and KCWA received the normal handful
2 of calls and no formal complaints from this cycle. The second cycle was cycle B comprised
3 mostly of Coventry ratepayers. Cycle B customers typically receive their bill in late
4 October. The cycle B bills were reflective of water used from mid-June to mid-September
5 2020. KCWA did not see one formal complaint until Coventry Facebook posts went viral
6 starting a cascade of grievances portrayed all over the news and directing customers to
7 contact members of the General Assembly rather than contacting KCWA. The final
8 summer billing cycle, cycle C, to go out was to West Warwick. This billing usage period
9 was from mid-July to mid-October 2020 and KCWA only received just over 30 complaints.
10 KCWA did step up its outreach in this billing with an additional informational insert that
11 may have helped curtail the complaints (DLS-Exhibit A).

12
13 The usage experienced by KCWA customers, and all other water utilities in Rhode Island,
14 was in alignment with elevated water production amounts resulting from extreme drought
15 conditions and abnormal shifts to residential use/behavior patterns from COVID-19. This
16 is further evidenced by the regulated utility data that are tracked and available under [PUC](#)
17 [Docket 5026](#). PUC Docket 5026 was set up to allow the PUC, and any interested party, to
18 monitor the monetary and usage trends during the pandemic. Specifically, there were
19 concerns over the effects of a moratorium on collection activities causing financial issues
20 with utilities being able to pay their bills if the customers cannot afford or pay their own
21 bills as a result of the pandemic shutdowns, sickness, and loss of jobs. Referencing these
22 data, KCWA saw an overall 260-million-gallon increase in production and a 31.8%
23 increase in residential use when comparing May to October of 2019 data to 2020 data.

24
25 **Q. If approved under this filing, when does KCWA anticipate it will start monthly**
26 **billing?**

27 A. KCWA is recommending to phase in each cycle to monthly billing the month after each
28 cycle bills its last quarterly bill. The table below displays the roll out sequence the KCWA
29 will be employing if allowed to start monthly billing.

30

	Billing Usage Period	Bills Processed and Mailed	
CYCLE 1 JULY-2021	April-May-June	7/2/21	Quarterly cycle to First week of July
AUGUST-2021	June 15 - July 15	8/2/21	*** First monthly bill ***
CYCLE 2 AUGUST-2021	May-June-July	8/9/21	Quarterly cycle to Second week of August
SEPTEMBER-2021	Jul 22 - Aug 22	9/9/21	*** First monthly bill ***
CYCLE 3 SEPTEMBER-2021	June-July-Aug	9/16/21	Quarterly cycle to third week of September
OCTOBER-2021	Aug 29 - Sep 29	10/18/21	*** First monthly bill ***

2

3 **Q. How much additional cost will KCWA incur by moving to monthly billing?**

4 A. Due to its complexity, we offer our rate consultant Mr. Bebyn from B&E consulting to
5 testify on its makeup, cost, and development.

6

7 **Q. When will the current small meter replacement program be completed ? How much is
8 completed to date?**

9 A. The meter installation contractor has expressed that they will need an no cost change order
10 extension to the contract of six months. A six-month extension equates to the program
11 ending December of 2021. They are currently behind schedule due to shutdowns in the
12 spring of 2020 and the increased frequency of cancelations due to Covid-19 and billing
13 disputes. Approximately 65% of the system is complete as of March 1, 2021.

14

15 **Q. Mr. Simmons, you stated that the AMR system/ meter change out program needs to
16 be fully implemented before KCWA can onto monthly billing. Will KCWA be able to
17 have monthly billing ahead of the full completion of the program?**

18 A. Yes, the monthly billing rollout over three months described above should allow sufficient
19 time for the majority of the remaining radio meters to be installed by the contractor. The
20 first cycle to start monthly billing already has over 95% of the radio meters installed. It is
21 also anticipated that there will be several hold out accounts in the very end that will have to
22 be manually read until their meters are changed.

23

1 **Q. Do you think that the meter installers will meet their proposed deadline?**

2 A. KCWA is confident the six-month extension will allow the additional time needed to
3 complete the project. However, many customers have stated that they do not want a new
4 meter installed because they heard on the news that they believe that their bill increased as
5 a result of new meter being installed. Unfortunately, it is impossible for KCWA to discern
6 between cancelations due to legitimate health concerns and people just not wanting their
7 meter changed. The current mass rollout of the Covid-19 vaccines this Spring should allow
8 the program to ramp back up to pre pandemic levels.
9

10 **Q. Do customers typically see an increase in their water bills after the installation of a
11 new water meter?**

12 A. Not for the majority of customers. The meters being installed measure the water in the
13 exact same manner as the meters being removed. The meters, old and new, are the same
14 mechanical nutating disk positive displacement meter produced by the same manufacture,
15 Neptune. Some customers may see an increase in accuracy and use because old meters
16 wear out over time and do not accurately measure low flows. Low flow inaccuracy is one
17 major reason utilities are required to replace small meters sized 2-inches and less by
18 regulatory bodies and boards. The new meters being installed at KCWA are very sensitive
19 to low flows and can measure down to 0.01 cubic feet per minute (CFM). A leaking toilet
20 or other small leak in an irrigation system left unnoticed or unchecked at 0.01 CFM equals
21 over 10,771 gallons of water in an average reading cycle of 100 days. This example issue
22 would be reduced to 3,600 gallons if the customer received a monthly bill.
23

24 **Q. If the new meters measure the water in the same way and are relatively accurate then
25 why do they all need to be changed?**

26 A. Under DPUC rules, water utilities are required to test and/or replace water meters sized 2-
27 inches and less every 20 years. Older meters, particularly mechanical meters, wear out over
28 time. A meter change out program is typically performed to guarantee the accuracy of the
29 meters in conformance to AWWA standards and ensure usage rates applied under a PUC
30 approved cost of service model are fair and just. All Neptune meters being installed in the

1 customers homes and businesses are factory tested to American Water Works Association
2 (AWWA) standards prior to their arrival to KCWA (DLS-EXHIBIT-B).

3 In addition to the measuring components, there have been great advances in technology
4 that interface with the physical meter and the data stored within a meter interface unit
5 (MIU). The first is the radio transmission of the physical read from the meter to the meter
6 reading systems. The radio transmission of the readings allows the meter reading staff to
7 read all 27,000 meters in a couple of days in a drive-by configuration rather than only 9000
8 readings in a few weeks. The second technological advance is the storage of historical use
9 information and abnormal use flags within the MIU. The new meters store/log up to 90
10 days of usage data and if the customer has a problem such as continuous use for 24 hours
11 over several days, the system flags the account and sends that information from the MIU to
12 the meter reading software. Our meter reading staff can obtain the historical usage
13 information by communicating and interrogating the meter from outside the home and
14 storing it on a handheld device as a PDF that can be shared. This process is called
15 datalogging and the information can then be emailed to the customer or filed with the
16 customer's account information.

17
18 **Q. What does KCWA currently do with this information available from the new meters
19 and reading systems?**

20 A. There are a number of helpful uses of the data that are both beneficial to KCWA staff and
21 for the customer. Specifically, the historical use information was critical in determining the
22 timing of excess water use during the high bill investigations. If the customer had a new
23 meter installed, the KCWA field team could obtain the hourly historical usage information
24 (datalogging) and provide it to the customer to determine the exact days and hours that the
25 water was used. Cyclic patterns from irrigation systems are easily identified in the graphs
26 and the supporting tabular data tells the customer exactly how much water was used on any
27 given day down to the hour. KCWA is also proactively going door-to-door to customers
28 that had a new meter installed and it showed continuous use for greater than 35 days from
29 the meter reading software. This is usually indicative of a leak. Unfortunately, many
30 customers that inquired about their high summer usage bills still had old meters installed at
31 their homes. The only information KCWA could provide in those cases were the start and

1 finish readings on the meter. Many of those customers requested a third-party independent
2 meter test on a certified test bench witnessed by DPUC because they felt the meter must be
3 inaccurate. All meters tested, and witnessed by DPUC, came back within AWWA accuracy
4 standards.

5
6 **Q. It seems that KCWA now has more critical information that should be given to the**
7 **customers in quickest way possible. Do you feel you are adequately staffed to meet**
8 **the future meter programming needs to provide this service?**

9 A. Yes. Currently we have four-meter readers reading a third of the system, or approximately
10 9000 meters, every month. As the current meter program progresses, our meter reading
11 staff has been transitioning to other meter related customer service roles including meter
12 reading analyst, leak detection, and repair/replacement. KCWA is already started this shift
13 in duties in response to the billing disputes and proactively performing outreach to
14 customers where the KCWA systems may have flagged a problem. The meter readers were
15 also instrumental in obtaining the datalogging services for all of the investigations where
16 new meters were installed.

17
18 **Q. What roles besides meter replacements/reading do you envision for the meter reading**
19 **staff ?**

20 A. It will be primarily customer service driven responsibilities working as a field team in
21 concert with the office customer service team. On February 1, 2021, KCWA deployed
22 cloud-based utility billing (UB) and customer information systems (CIS) to allow
23 automatic bill payment and a customer portal to view and pay their bill online. KCWA also
24 launched a completely new billing format and layout using the new software. The first bills
25 with the new format are going out the first week in March 2021. An informational flyer
26 displaying the new bill format and online features will be accompanying every new bill that
27 goes out for the next three months. A copy of this informational flyer and example bill has
28 been provided herein as DLS-EXHIBIT-C. This information gives the customers the data
29 more frequently to better manage budgeting and potentially proactively locate higher-than-
30 normal water consumption with comparative graphs. Today, there are 90 or more days
31 where a leak or abnormal usage can present itself without the customer knowing and it

1 creates an enormous bill. The usage flags and alerts will be presented on the new bills so
2 customers can call on KCWA to help investigate at a deeper level. Follow up by the field
3 and office staff using data analytics and reporting provided by the software will drive more
4 efficient and effective post processing prior to uploading to the utility billing/customer
5 information system. This post processing will involve our staff to quickly analyze flagged
6 accounts generated by the meter reading software on a map displaying various outliers such
7 as high or zero consumption amounts, tamper, or misreads to determine outliers via flags
8 presented by the meter reading software. These data can be presented to the customer in
9 person, emailed, or presented via a customer portal.

10
11 In addition to the duties described above, all meter readers are crossed trained and certified
12 by RIDOH as both distribution and treatment operators to provide value added
13 functionality across the entire organization. They would continue to perform additional
14 duties and assigned tasks as they are currently doing today.

15
16 **Q. Did the members of the General Assembly recommend anything else KCWA could do
17 to better serve its customers based on the feedback they received from their various
18 constituencies being served by KCWA?**

19 A. Yes, they did. KCWA received a letter dated December 7, 2020 from Senators Raptakis
20 Rogers, and Valverde and Representatives Serpa, Nardone, and Caldwell (DLS-EXHIBIT-
21 D).

22
23 **Q. Did KCWA respond to these recommendations of the General Assembly?**

24 A. Yes. KCWA responded on December 11, 2020 (DLS-EXHIBIT-E). All recommendations
25 were employed with the exception of monthly billing because of the logistical and
26 regulatory constraints described above. In fact, most of the recommendations were already
27 being completed by KCWA prior to the billing disputes and receiving the letter.

28
29 **Q. Does this conclude your testimony?**

30 A. Yes

UNDERSTANDING YOUR BILL

Q: My current water bill is considerably higher than my last bill. Why is my bill so high?

A: You likely used more water than you did the last quarter. Quarterly bills received in September, October, or November are usually elevated because of summer usage. Comparing the Spring quarter to the Summer quarter typically can result in a bill that is double or more, depending on your water use. To get a true sense of your normal water use for the bill, you must compare the same quarter from last year. Furthermore, due to factors such as drought conditions and more at-home usage due to the COVID-19 pandemic, Summer 2020 water usage in the KCWA service area was particularly higher than previous summer quarters. Also, if you recently had your meter changed, the new meters read 8-10% on average more accurately than old meters.

Q: How is my water consumption calculated?

A: All meters in the KCWA service area register in cubic feet. One billing unit equals 100 cubic feet. For example, if you used 15,400 cubic feet that would equal 154 billing units. 154 billing units multiplied by the rate is the billing amount for water used. One cubic foot of water equals 7.5 gallons.



Q: What is a consumption adjustment?

A: A consumption adjustment appears on a bill when a meter gets changed out at your home or business. The consumption adjustment is the water that had registered on the old meter the day it was removed.

Q: How can I know how much water I used?

A: The only accurate way to monitor water usage and calculate the amount of water you have consumed is to monitor your meter



Typical Residential Meter Installation

reading from the indicator on the face of your meter. Digital meters require a flashlight to be shined on the dial to activate the digital dial for you to obtain a reading. We take an actual reading of your meter quarterly utilizing an outside reading device or radio frequency. That

is the reading that appears on your quarterly statement. You can compare that reading to the one indicated on the face of your meter to ensure the reading is comparable. Keep in mind that water consumption continues between the reading date on the statement and the date you receive the statement in the mail. The statement reading should be less than yours because of the time lag between when we take the reading and when you receive your bill.



Q: How could I have used this much water?

A: If you are questioning your billed consumption, check the reading on the water meter located within your home to confirm that the reading obtained by the Authority is accurate. Also, check to see if you have a water leak somewhere in the house. To do this, first make sure all water use within the home must be off, such as the faucets, dishwasher, washing machine and all other water-using appliances, including ice-makers. Locate your water meter and determine what type of meter you have. There are two meter face styles. Our meters are either analog (i.e. the old meters) or digital (i.e. the new replacement meters). The digital radio meters will show a faucet image to indicate a leak and must be activated by pointing a flashlight on the register. The analog meters read like a car odometer. If all water use in the house is turned off, the dial should not be moving. If it is still turning, you may have a leak.



Unrepaired Leaks Can Be Costly
Water Loss in Gallons at 50 psi

Leak this Size	Loss per Day	Loss per Month	Loss per Year
●	120	3,600	43,200
●	360	10,800	129,600
●	693	20,790	249,480
●	1,200	36,000	432,000
●	1,920	57,600	691,200
●	3,096	92,880	1,114,560
●	4,296	128,880	1,546,560
●	6,640	199,200	2,390,400
●	6,984	209,520	2,514,240

Five Gallon Bucket Test: A simple test to check your meter for accuracy is with a five-gallon bucket. First, make sure no water is running and take an initial meter reading, as discussed above. Second, fill up the five-gallon bucket in your tub or anywhere that can accommodate the height of the bucket. Lastly, take a final reading from the meter and subtract it from the initial reading. Five gallons of water should equal 0.66 cubic feet.



Q: Who do I contact if I have questions about my bill?

A: For inquiries about your bill, please contact customer service during normal business hours M-F 8AM to 4PM at (401) 821-9300 or email customerservice@kentcountywater.org. You can always find helpful information by going to our website www.kentcountywater.org.



November 19, 2020
Attn. David Simmons
Kent County Water Authority
1072 Main St,
West Warwick, RI 02893

Dear Mr. Simmons,

Below you will find a summary for your request for a formal statement regarding the accuracy of Neptune products and the testing procedures.

Summary of Test Procedures for Meters, Registers and RF products

Neptune Technology Group's quality system is registered to International Standard ISO 9001:2015. Neptune's quality system is audited annually by an accredited third-party auditing firm to assure compliance to the standard. To achieve and maintain compliance, Neptune must strictly adhere to calibration procedures for all our manufacturing and testing equipment used to produce and verify the quality of our water meters.

Neptune tests meters for hydrostatic pressure and accuracy. Accuracy tests utilize high resolution quadrature encoders and gravimetric tanks mounted on precision scales. These scales are calibrated quarterly by an outside 3rd party whose weights are traceable to NIST.

Neptune 100% tests registers for torque and proper gearing to ensure that each register meets exacting quality and engineering standards. The Register Torque Test ensures that all registers fall within compliance of our extremely low register torque specification. This ensures there is no reduction in meter accuracy due to the register. The Register Run-In test ensures that all registers conform to the specified register ordered and will magnetically couple and totalize correctly when mounted on any Neptune corresponding meter.

All RF transmitters are 100% tested to ensure all RF parameters meet Neptune and FCC Part 15 specifications.

All supplied product and internally produced components are verified with Neptune-generated Product Quality Plans. All gauges used to measure production parts are validated and/or calibrated with standards traceable to NIST or by outside calibration companies certified to ISO 17025 or A2LA certified.

These processes and test procedures assure that Neptune is compliant to ISO 9001:2015 and to AWWA specifications.

Regards,
Tom Gudauskas

A handwritten signature in blue ink that reads "Tom Gudauskas".

Director of Quality
Neptune Technology Group, Inc.


Required accuracy standards for meters by public water utilities measuring water. All meters have to meet these standards, old and new.

Table 5-3 Test requirements for new, rebuilt, and repaired cold-water meters*
Displacement Meters (ANSI/AWWA C700 and C710)

Size	Maximum Rate (All Meters)				Intermediate Rate (All Meters)				Minimum Rate (New and Rebuilt)			Minimum (Repaired)	
	Flow Rate†	Test Quantity††		Accuracy Limits	Flow Rate**	Test Quantity††		Accuracy Limits	Flow Rate	Test Quantity††		Accuracy Limits	Accuracy Limits
<i>in.</i>	<i>gpm</i>	<i>gal</i>	<i>ft³</i>	<i>percent</i>	<i>gpm</i>	<i>gal</i>	<i>ft³</i>	<i>percent</i>	<i>gpm</i>	<i>gal</i>	<i>ft³</i>	<i>percent</i>	<i>percent (min)</i>
1/2	8	100	10	98.5-101.5	2	10	1	98.5-101.5	1/4	10	1	95-101	90
1/2 x 3/4	8	100	10	98.5-101.5	2	10	1	98.5-101.5	1/4	10	1	95-101	90
5/8	15	100	10	98.5-101.5	2	10	1	98.5-101.5	1/4	10	1	95-101	90
5/8 x 3/4	15	100	10	98.5-101.5	2	10	1	98.5-101.5	1/4	10	1	95-101	90
3/4	25	100	10	98.5-101.5	3	10	1	98.5-101.5	1/2	10	1	95-101	90
1	40	100	10	98.5-101.5	4	10	1	98.5-101.5	3/4	10	1	95-101	90
1½	50	100	10	98.5-101.5	8	100	10	98.5-101.5	1½	100	10	95-101	90
2	100	100	10	98.5-101.5	15	100	10	98.5-101.5	2	100	10	95-101	90

WELCOME TO YOUR NEW WATER STATEMENT

DLS-EXHIBIT-C



Kent County Water Authority



You Asked and We Listened.

Use this guide to navigate the new layout. If you have any questions, we're happy to answer them.

Your new statement is designed to quickly present the information you need, while also providing the valuable detail you want.

Call our knowledgeable customer service team at 401-821-9300 between 8AM and 4PM, Monday through Friday or come visit us at 1072 Main Street in West Warwick.

FRONT OF BILL

1 Pay Stub - The top portion of your water statement must be remitted if you pay by mail or in person. You'll find your name, account number, service address, due date, and customer ID (CID) code. **Your CID code is used to register for online payments and customer portal.**


2 Account Information - The bill to location, physical service location, account number, CID online access number, meter ID and size.

3 Bill Summary - Here is where you will find your prior balance, past payments, usage period, current consumption and current charges and due date. **Current Charges** – shows the usage amount in hundred cubic feet (HCF) and rate/HCF and other service and state required water protection charges. If your meter was changed during the last billing cycle it will show the usage on both meters.

4 Contact information - Office location and hours, phone numbers, email, website URL

5 Message Center and Alerts - Special messages from KCWA will appear here. If you had a new meter installed, usage usage alerts will also be displayed. 24/7 emergency phone number.

6 Water Use at a Glance - A graph of your past usage provides an indication of how current consumption compares to previous bills. This area displays the **actual cost of water per gallon**. **Average Daily Use** - Displays your average daily use for the most recent usage cycle/bill period. Customers can use this compare to average per person per day



Kent County Water Authority
1072 Main Street
PO BOX 192
WEST WARWICK, RI 02893-0192
TEMP-RETURN SERVICE REQUESTED

0000006347000020084002

WATER CUSTOMER
123 ANY ST
WARWICK RI 02886

137

KENT COUNTY WATER AUTHORITY
PO BOX 9901
PROVIDENCE RI 02940-4001

Bill Date: 03/31/2021
Service Location: 123 ANY ST WARWICK RI 02886
Account Number: 123456-0
Payment Due Date: 04/30/2021
CID for Online Access: 12345

TOTAL AMOUNT DUE \$63.47

Amount enclosed \$ _____

Please make check/money order payable to Kent County Water Authority. Include account number on check/money order. To pay by ACH or credit card, go to www.kentcountywater.org or call 1-401-821-9300.

Bill To
WATER CUSTOMER
123 ANY ST
WARWICK, RI 02886

Service Location
123 ANY ST
WARWICK RI 02886

Service
Account Number: 123456-0
CID Online: 12345
Service Type: Residential
Water Rate: \$ 5.235 / HCF
Meter ID: 1234567890
Meter Size: 5/8"

Contact Us
Kent County Water Authority
1072 Main Street
PO BOX 192
WEST WARWICK, RI 02893-0192
Business Hours Mon-Fri 8 AM - 4 PM
PHONE NUMBER: 401-821-9300
FAX 401-823-4810
customerservice@kentcountywater.org
www.kentcountywater.org

Bill Summary (Bill Details on Reverse Side)

Bill Date	03/31/2021
Usage Period	12/31/2020 - 03/31/2021 (90 days)
Current Consumption (HCF)	8.87
Previous Bill	\$64.19
Payment Received	-64.19
Balance	\$0.00

Current Charges *	HCF	Rate	
Residential Billing (New Meter)	4.8	@ \$5.235	\$25.13
Residential Billing (Old Meter)	4.07	@ \$5.235	\$21.30
Service Charge			\$15.10
Water Protection	8.87	@ \$0.219	\$1.94
Total Current Charges			\$63.47

Total Due on or Before 04/30/2021 \$63.47

IMPORTANT MESSAGES

Irrigation and/or recreational water use will increase your average daily use. Small usage amounts add up quickly.

24/7 EMERGENCIES DIAL 401-821-9300

No Usage Alerts During This Period

Your new water meter stores 90 days of hourly usage data. If your meter displays an abnormal use pattern it will be displayed as an alert above. See page 2 for details.

COST OF WATER \$0.007 / GAL

Average Daily Use for this period ending 03/31/2021

74 GALS PER DAY

The recommended use is 65 gallons per person per day. Divide the number above by the number of people in your household to determine your daily, per person usage.

*See reverse side for a detailed breakdown of charges
1 HCF= 100 cubic feet = 1 Billing Unit = 748 gallons

Your Water Usage History (HCF)
(detailed tabular breakdown on page 2)

Continued on reverse.

NEW WATER STATEMENT

NEW WATER STATEMENT

Continued from front

BACK OF BILL

7 Meter Reading Information - This area lays out the specific meter reading information obtained by KCWA in the last billing cycle. If your meter was recently changed out from the meter change out program. This area presents both the old meter and new meter installation information along with the usage on each.

8 Understanding Your Bill - Definitions of terms and charges within your billing statement.

9 Tabular Historical Use - You will see the number of days between meter reads and the amount of water consumed in both HCF units and gallons for the last several billing cycles to easily compare past usage patterns. This will allow you the customer to take charge of any conservation measures to save water and cost.

10 Billing and Payment Options - There are many easy ways to pay your bill displayed here. In addition to online payments, you can always pay your bill in person at the office at 1072 Main Street in West Warwick during regular business hours (M-F 8AM-4PM) or drop off anytime in the dropbox on the side of the building. We recommend the free AutoPay service for convenient automatic payments.

11 Usage Alert Definitions - If you had a new meter installed, it stores 90 days of historical use information. If the meter registers continuous use it will flag the account as an alert.

12 Water Quality Reports - We are required annually by the EPA to provide water quality reports to our customers. These are referred to as Consumer Confidence Reports (CCR). All water quality information is available at: kentcountywater.org/water-quality-reports

DLS-EXHIBIT-C

Bill Date 03/31/2021
 Usage Period 12/31/2020 - 03/31/2021 (90 days)
 Current Consumption (HCF) 8.87

Address Change(s) _____
 Name _____
 Address _____
 City _____
 State _____ Zip Code _____
 () _____ Mobile Number
 Phone Number _____
 E-mail Address _____

ONLINE CUSTOMER PORTAL WITH AUTO BILL PAY IS HERE

You can now create an online account to view and pay your bill, view account history, and more! Save time and money. Enroll in Auto Pay, and your bill will be paid on time, every time, directly from your bank account on the due date. No stamps required! Simply go to www.kentcountywater.org and click on "Pay My Bill" or call us at 401-821-9300 M-F 8AM-4PM for details on how to sign up. Make sure you have your CID and account number located in the top left corner of the bill handy to sign up.

METER READING INFORMATION **7**
Was Your Meter Changed Out During This Billing Cycle? YES (your bill is calculated from usage on old and new meters)

METER	Serial Number	RF Number	Final Meter Reading (Cu Ft)	Previous Meter Reading (Cu Ft)	Usage (HCF)	Date
OLD METER	12345678	12345678	264107 (A)	263700 (A)	4.07	02/05/2021
METER	Serial Number	RF Number	Current Meter Reading (Cu Ft)	Previous Meter Reading (Cu Ft)	Usage (HCF)	Date
NEW METER	87654321	1234567890	482 (A)	2 (A)	4.8	03/31/2021

8 UNDERSTANDING YOUR BILL Reading Type: (A) Actual Meter Reading (E) Estimate
 1 HCF = 100 cubic Feet = 1 Billing Unit = 748 Gallons
TOTAL USAGE: 8.87 (HCF)
RATE: \$ 5.235 / HCF
USAGE CHARGES: \$25.13

YOUR HISTORICAL USAGE DATA

#	READ DATE	READ	HCF	TYPE	GAL	GALS/DAY
113	3/31/2021	482	8.87	Estimate	6635	59
105	12/8/2020	263700	9	Actual	6732	64
89	8/25/2020	262800	9	Actual	6732	76
93	5/28/2020	261900	7	Actual	5236	56
97	2/25/2020	261200	8	Actual	5964	62
78	11/20/2019	260400	6	Actual	4488	58
91	9/30/2019	259800	8	Actual	5964	66
88	6/4/2019	259000	7	Actual	5236	59
95	3/8/2019	258300	7	Actual	5236	55
96	12/3/2018	257600	7	Actual	5236	59
98	9/6/2018	256900	8	Actual	5964	61
77	5/31/2018	256100	6	Actual	4488	58
0	3/15/2018	255500	8	Actual	5964	58

BILLING QUESTIONS
BILLING INQUIRIES: PLEASE CONTACT OUR CUSTOMER SERVICE OFFICE AT (401) 821-9300. IF YOU STILL BELIEVE YOUR BILL IS INCORRECT AFTER TALKING TO OUR SERVICE REPRESENTATIVE, YOU MAY SUBMIT THE MATTER FOR RESOLUTION TO THE DIVISION OF PUBLIC UTILITIES & CARRIERS LOCATED AT 89 JEFFERSON BLVD., WARWICK, RI, TELEPHONE NO. 780-9700.

BILL PAYMENT
PAYMENT: THIS IS DUE AND PAYABLE WITHIN 30 DAYS OF BILLING DATE. ANY BILL OR PORTION THEREOF UNPAID AFTER 30 DAYS IS SUBJECT TO INTEREST AT A RATE OF 1 1/2% PER MONTH OF THE UNPAID BALANCE. IF WE TERMINATE SERVICE, THERE WILL BE A \$55.00 SHUT OFF CHARGE AND A \$45.00 REACTIVATION CHARGE.
 THERE ARE NO CONVENIENCE FEES FOR THE SERVICES BELOW.
CREDIT CARDS OR ACH: TO PAY ONLINE BY ACH OR CREDIT CARD GO TO WWW.KENTCOUNTYWATER.ORG AND CLICK "PAY YOUR BILL."
BY TELEPHONE: CALL 1-888-348-7154 TO PAY OVER PHONE VIA SECURE LINE.
IN PERSON: YOU CAN COME PAY YOUR BILL IN PERSON OR DROP OFF IN THE DROPBOX ON THE SIDE OF THE BUILDING AT 1072 MAIN STREET IN WEST WARWICK.

USAGE ALERT DEFINITIONS
Major Continuous Usage: is defined as a continuous flow >0.01 cubic feet for all 96 measurement periods in a given day for at least 35 days in the use period. Please note it is common for large accounts to have continuous use.
Major Reverse Flow: is defined for as reverse flow >0.01 cubic feet for any measurement period in a given day during at least one day in the use period. This indicates a backflow condition and KCWA requests that you please contact us to set up an appointment to review the alert in detail and determine the cause to provide to a licensed plumber.

WATER QUALITY REPORT
 The 2019 Water Quality Report is now available online at: <https://kentcountywater.org/water-quality-reports.aspx>
 To receive a printed copy, please call 401-821-9300

INFORMATION ABOUT RATES

Our commitment to providing water service to you goes beyond the operation of the vast and sophisticated infrastructure required to deliver safe, reliable, high-quality water to your home or business. We are also committed to providing this service at the lowest cost possible

RATE REDUCTION - KCWA reduced its rates across the board effective September 1, 2020. Residential customers saw a **15% decrease** in their rate.

REINVESTMENT- KCWA reinvests nine million dollars annually into RIPUC approved critical infrastructure replacement and capital improvement projects. The pay-as-you-go model provides the lowest cost to ratepayers to replace critical infrastructure. KCWA also has a highly favorable Aa2 Bond rating due to timely payments from restricted accounts and healthy debt service coverage.

MONTHLY BILLING - KCWA will be fully implementing monthly billing after full approval from RIPUC. It is our goal to have the roll out starting in August and be completed by October of 2021.

View all of our rates at:

<https://kentcountywater.org/rates-billing.aspx>

KCWA TARIFF FILING AND PETITION FOR RELIEF 03-03-2021

SAVE TIME AND MONEY WITH AUTOPAY

Sign up for automatic payments with AutoPay and be confident that your bill is paid on time, every time. Payments are automatically and securely deducted from your checking account. No more checks to write...no more stamps to buy...and no lost or late payments.

Learn more at www.kentcountywater.org or by calling 401-821-9300.



Kent County Water Authority

Kent County Water Authority
1072 Main Street
PO BOX 192
WEST WARWICK, RI 02893-0192
TEMP-RETURN SERVICE REQUESTED

Bill Date 03/31/2021
Service Location 123 ANY ST
WARWICK RI 02886
Account Number 123456-0
Payment Due Date 04/30/2021
CID for Online Access 12345

00000063470000020084002

TOTAL AMOUNT DUE \$63.47

Amount enclosed \$



WATER CUSTOMER
123 ANY ST
WARWICK RI 02886

137

KENT COUNTY WATER AUTHORITY
PO BOX 9901
PROVIDENCE RI 02940-4001



Please make check/money order payable to Kent County Water Authority. Include account number on check/money order. To pay by ACH or credit card, go to www.kentcountywater.org or call 1-401-821-9300.

Please return top portion this page, retain bottom and following page for your records.

Bill To

WATER CUSTOMER
123 ANY ST
WARWICK, RI 02886

Service Location

123 ANY ST
WARWICK RI 02886

Service

Account Number: 123456-0
CID Online: 12345
Service Type: Residential
Water Rate: \$ 5.235 / HCF
Meter ID: 1234567890
Meter Size: 5/8"

Contact Us

Kent County Water Authority
1072 Main Street
PO BOX 192

WEST WARWICK, RI 02893-0192
Business Hours Mon-Fri 8 AM - 4 PM

PHONE NUMBER: 401-821-9300
FAX 401-823-4810

customerservice@kentcountywater.org

www.kentcountywater.org

Bill Summary (Bill Details on Reverse Side)

Table with 2 columns: Description, Amount. Rows include Bill Date, Usage Period, Current Consumption (HCF), Previous Bill, Payment Received, Balance.

Table with 4 columns: Description, HCF, Rate, Amount. Rows include Residential Billing (New Meter), Residential Billing (Old Meter), Service Charge, Water Protection.

Total Current Charges \$63.47

Total Due on or Before 04/30/2021 \$63.47

IMPORTANT MESSAGES

Irrigation and/or recreational water use will increase your average daily use. Small usage amounts add up quickly.

24/7 EMERGENCIES DIAL 401-821-9300

No Usage Alerts During this Period

Your new water meter stores 90 days of hourly usage data. If your meter displays an abnormal use pattern it will be displayed as an alert above. See page 2 for details.

COST OF WATER \$0.007 / GAL

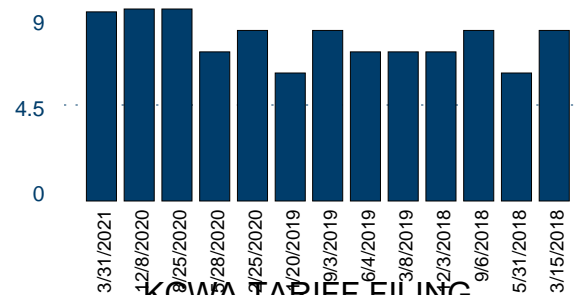
Average Daily Use for this period ending 03/31/2021



The recommended use is 65 gallons per person per day. Divide the number above by the number of people in your household to determine your daily, per person usage.

*See reverse side for a detailed breakdown of charges
1 HCF= 100 cubic feet = 1 Billing Unit = 748 gallons

Your Water Usage History (HCF)



KCWA TARIFF FILING

AND PETITION FOR RELIEF 03-03-2021

Address Change(s)

Bill Date: 03/31/2021
 Usage Period: 12/31/2020 - 03/31/2021 (90 days)
 Current Consumption (HCF): 8.87

Name _____
 Address _____
 City _____
 State _____ Zip Code _____
 () _____ Mobile Number
 Phone Number _____
 E-mail Address _____

ONLINE CUSTOMER PORTAL WITH AUTO BILL PAY IS HERE

You can now create an online account to view and pay your bill, view account history, and more! Save time and money. Enroll in Auto Pay, and your bill will be paid on time, every time, directly from your bank account on the due date. No stamps required! Simply go to www.kentcountywater.org and click on "Pay My Bill" or call us at 401-821-9300 M-F 8AM-4PM for details on how to sign up. Make sure you have your CID and account number located in the top left corner of the bill handy to sign up.

METER READING INFORMATION

Was Your Meter Changed Out During This Billing Cycle?

YES (your bill is calculated from usage on old and new meters)

METER	Serial Number	RF Number	Final Meter Reading (Cu Ft)	Previous Meter Reading (Cu Ft)	Usage (HCF)	Date
OLD METER	12345678	12345678	264107 (A)	263700 (A)	4.07	02/05/2021
METER	Serial Number	RF Number	Current Meter Reading (Cu Ft)	Previous Meter Reading (Cu Ft)	Usage (HCF)	Date
NEW METER	87654321	1234567890	482 (A)	2 (A)	4.8	03/31/2021

UNDERSTANDING YOUR BILL

Reading Type: (A) Actual Meter Reading (E) Estimate
1 HCF = 100 cubic Feet = 1 Billing Unit = 748 Gallons

TOTAL USAGE: 8.87 (HCF)
RATE: \$ 5.235 / HCF
USAGE CHARGES: \$25.13

Billing Unit: One billing unit equals one hundred cubic feet (HCF).
Usage Period: The total number of days of water consumption/usage between meter readings
Consumption/Usage: The total volume of water used in the usage period. This amount is presented in units of hundred cubic feet (HCF) and is calculated by subtracting the difference between previous and current meter readings in cubic feet /100.
Consumption Charge: Charge based on the amount of water used multiplied by the rate per HCF. The current water rates can be found at <https://kentcountywater.org/rates-billing.aspx>
Meter Reading Actual (A): Means actual meter reading as collected by our meter readers and put into the billing system. The meter reading units are cubic feet or Cu Ft.
Meter Reading Estimated (E): Means KCWA was unable to obtain a meter reading at your location. Estimates are based on your historical use patterns and applied as an estimate. There may be several reasons why this has occurred. Please contact our office at 401-821-9300 so we can schedule an appointment to repair or replace your water meter to avoid future estimated readings.
Service Charges: A flat or fixed charge payable whether water is used or not, based on meter size. Covers fixed costs associated with capital and operation & maintenance costs of meters and services along with costs associated with billing and collection.
Water Quality Protection Charge (WQPC) \$ 0.219 per hundred cubic feet Under State Law § 46-15.3-5, the water quality protection charge is a state charge that is required to be billed and collected by KCWA for the purposes of protecting the quality and safety of the public water supply. **Water Quality Protection Charge Exemption** If you are a customer 65 years or older and own a single-family home, you are eligible for an exemption from this charge. In order to file for an exemption, you must fill out an exemption form with this office. You must provide identification or a birth certificate.

YOUR HISTORICAL USAGE DATA

# DAYS	READ DATE	READ	HCF	TYPE	GAL	GALS/DAY
113	3/31/2021	482	8.87	Estimate	6635	59
105	12/8/2020	263700	9	Actual	6732	64
89	8/25/2020	262800	9	Actual	6732	76
93	5/28/2020	261900	7	Actual	5236	56
97	2/25/2020	261200	8	Actual	5984	62
78	11/20/2019	260400	6	Actual	4488	58
91	9/3/2019	259800	8	Actual	5984	66
88	6/4/2019	259000	7	Actual	5236	59
95	3/8/2019	258300	7	Actual	5236	55
88	12/3/2018	257600	7	Actual	5236	59
98	9/6/2018	256900	8	Actual	5984	61
77	5/31/2018	256100	6	Actual	4488	58
0	3/15/2018	255500	8	Actual	5984	0

BILLING QUESTIONS

BILLING INQUIRIES: PLEASE CONTACT OUR CUSTOMER SERVICE OFFICE AT (401) 821-9300. IF YOU STILL BELIEVE YOUR BILL IS INCORRECT AFTER TALKING TO OUR SERVICE REPRESENTATIVE, YOU MAY SUBMIT THE MATTER FOR RESOLUTION TO THE DIVISION OF PUBLIC UTILITIES & CARRIERS LOCATED AT 89 JEFFERSON BLVD., WARWICK, RI, TELEPHONE NO. 780-9700.

PAYMENT PLANS: PAYMENT PLANS ARE AVAILABLE TO OUR RESIDENTIAL CUSTOMERS IF NEEDED. PLEASE CALL OUR CUSTOMER SERVICE DEPARTMENT TO INQUIRE ABOUT AVAILABILITY.

BILL PAYMENT

PAYMENT: THIS IS DUE AND PAYABLE WITHIN 30 DAYS OF BILLING DATE. ANY BILL OR PORTION THEREOF UNPAID AFTER 30 DAYS IS SUBJECT TO INTEREST AT A RATE OF 1 1/2% PER MONTH OF THE UNPAID BALANCE. IF WE TERMINATE SERVICE, THERE WILL BE A \$55.00 SHUT OFF CHARGE AND A \$45.00 REACTIVATION CHARGE.

THERE ARE NO CONVENIENCE FEES FOR THE SERVICES BELOW:

CREDIT CARDS OR ACH: TO PAY ONLINE BY ACH OR CREDIT CARD GO TO WWW.KENTCOUNTYWATER.ORG AND CLICK "PAY YOUR BILL."

BY TELEPHONE: CALL 1-888-348-7154 TO PAY OVER PHONE VIA A SECURE LINE.

IN PERSON: YOU CAN COME PAY YOUR BILL IN PERSON OR DROP OFF IN THE DROPBOX ON THE SIDE OF THE BUILDING AT 1072 MAIN STREET IN WEST WARWICK.

USAGE ALERT DEFINITIONS

Major Continuous Usage is defined for as continuous flow >0.01 cubic feet for all 96 measurement periods in a given day for at least 35 days in the use period. Please note it is common for large accounts to have continuous use.
Major Reverse Flow: is defined for as reverse flow >0.01 cubic feet for any measurement period in a given day during at least one day in the use period. This indicates a backflow condition and KCWA requests that you please contact us to set up an appointment to review the alert in detail and determine the cause to provide to a licensed plumber.

WATER QUALITY REPORT

The 2019 Water Quality Report is now available online at: <https://kentcountywater.org/water-quality-reports.aspx>

- Rhode Island General Assembly -

December 7, 2020

Robert B. Boyer, Chairperson
David L. Simmons, P.E., Executive Director/Chief Engineer
Kent County Water Authority
1072 Main Street
PO Box 192
West Warwick, RI 02893-0192

Dear Chairperson Boyer, Director Simmons, and members of the KCWA:

Thank you for taking the time to meet with us on Friday evening. The meeting was informative; however we continue to be tremendously concerned about the incredible water bill increases so many of our constituents are facing.

We appreciate that you must work to understand each case individually. However, it seems clear in our minds because of the sheer volume of disputed bills that there is a potential systemic issue or possibly an account reading error that was repeated across a number of households. We continue to see dramatic examples of irregularities, and quarterly bills that are double their usual amount or even much more, including some that increased tenfold.

As each case is individually investigated, we are making the following recommendations for action on part of KCWA:

- Provide on the spot documentation of old meter readings to consumers when they are replaced, so that ratepayers have a photograph and receipt of the prior meter's reading before the technician leaves their home.
- Prohibit the comingling of bills for old and new meters. Instead, generate final bills for the old meters when they are replaced, and provide separate bills for new meters from the replacement date through the end of the quarterly billing cycle.
- Provide independent, third party testing of water meters in dispute.
- Suspend any bill in dispute that is 30 percent or more higher than the same quarter in the previous year, and place those bills in escrow until all parties are satisfied that the issue has been fairly resolved.

- Prohibit water shutoffs on accounts with disputed bills.
- Prohibit any interest being charged currently or in the future on all disputed bills, regardless of the ultimate resolution.
- More clearly label bills based on usage period so that consumers understand the period being billed. It was clear from Friday's meeting that this is not currently the case, and bills listed as charging for the period from August 1 through October 31 in fact charged for usage in June, July and August.

We believe that these actions will provide added layers of consumer protection to ratepayers as well as additional clarity about water usage within each home.

Your anticipated prompt attention to this matter and response to this letter will be greatly appreciated.

Sincerely,

Leonidas P. Raptakis

Sen. Leonidas P. Raptakis
D – District 33
Coventry, East Greenwich, West Greenwich

Gordon E. Rogers

Sen. Gordon E. Rogers
R – District 21
Foster, Coventry, Scituate

Bridget G. Valverde

Sen. Bridget G. Valverde
D – District 35
North Kingstown, East Greenwich,
Narragansett, South Kingstown

Patricia A. Serpa

Rep. Patricia A. Serpa
D – District 27
West Warwick, Coventry

George A. Nardone

Rep. George A. Nardone
R – District 28
Coventry

Justine A. Caldwell

Rep. Justine A. Caldwell
D – District 30
East Greenwich, West Greenwich

Cc:

Linda D. George, Administrator, DPUC

John Bell, RIPUC, Chief Public Utilities Accountant

Joseph E. Gallucci, Vice Chairman, KCWA Scott Duckworth, Treasurer, KCWA Russell S.

Crossman, Secretary, KCWA Geoffrey Rousselle, Member, KCWA Jefferey Giusti, Member,

KCWA Brian Kortz, Member, KCWA



Kent County Water Authority

December 11, 2020

Honorable Patricia A. Serpa
Rep. Patricia A. Serpa
D - District 27
West Warwick, Coventry

Honorable Leonidas P. Raptakis
Sen. Leonidas P. Raptakis
D – District 33
Coventry, East Greenwich, West Greenwich

Honorable George A. Nardone
Rep. George A. Nardone
R - District 28
Coventry

Honorable Gordon E. Rogers
Sen. Gordon E. Rogers
R – District 21
Foster, Coventry, Scituate

Honorable Justine A. Caldwell
Rep. Justine A. Caldwell
D- District 30
East Greenwich, West Greenwich

Honorable Bridget G. Valverde
Sen. Bridget G. Valverde
D – District 35
North Kingstown, East Greenwich, Narragansett, South Kingstown

RE: KCWA Response to Recommended Action

Dear Senators, Raptakis, Rogers and Valverde and Representatives Serpa, Nardone and Caldwell:

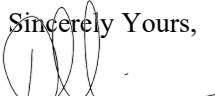
On behalf of the Kent County Water Authority (KCWA) Board of Directors, we want to thank you for taking the time at our meeting on December 4, 2020 to review the meter/billing investigation process. The KCWA has received your December 7, 2020 letter of recommendations for action based off that meeting. For General Assembly members who were not able to attend the meeting, here is a link to a recording of the meeting for reference:

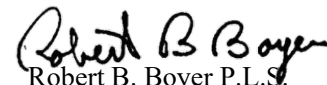
<https://www.youtube.com/watch?v=0bVX4fkxStQ&feature=youtu.be>

KCWA has responded in detail to each of the recommendations below. We are hopeful that you will find the current responses helpful in providing a level of confidence that KCWA is doing everything we possibly can for our customers. The investigation evidence is showing there is not a problem with the billing and accounting systems nor is there a problem with the new Neptune meters. However, we do realize that the limitations of outdated billing software and our initial response may have led to additional confusion to our customers. KCWA looks forward to a continued partnership and mutual communication toward continuous improvement for our customers and final resolution for all rate payers/constituents aggrieved. All investigation information will be presented in an open and transparent format available on our website www.kentcountywater.org so it can be analyzed by any party interested. Furthermore, the independent evaluation and outreach for consumer protection and advocacy by the Division Public Utilities and Carriers, “RIDPUC” or “Division”, will ensure each customer not satisfied with KCWA’s initial findings is also heard by an independent body.

Please feel free to reach out with any questions and please be mindful of some of the customers/constituent’s personal information that may have been presented as examples in the meeting video.

Sincerely Yours,


David L. Simmons P.E.
Executive Director/Chief Engineer, KCWA


Robert B. Boyer P.L.S.
Chairman, KCWA

PO Box 192
West Warwick, RI 02893-0192
401-821-9300
www.kentcountywater.org

RIGA Members Representing Coventry, East Greenwich, West Greenwich, West Warwick, and Scituate -

We appreciate that you must work to understand each case individually. However, it seems clear in our minds because of the sheer volume of disputed bills that there is a potential systemic issue or possibly an account reading error that was repeated across a number of households. We continue to see dramatic examples of irregularities, and quarterly bills that are double their usual amount or even much more, including some that increased tenfold.

KCWA RESPONSE:

The current investigation data indicates no systemic issue in the meter reading or billing system. As presented in the meeting with members of the General Assembly, this investigation is thorough and comprehensive. All information will be shared openly and publicly being mindful of customers privacy. There are six manual entry errors found to date which have been resolved. While there are a few extreme usage irregularities, the total number is small (16 or 0.08%) compared to the amount of the system that was billed (19,039). These extremes are being investigated at a deeper level to determine the cause. KCWA has included the investigation results of the most extreme example found to date at 725% (14.5X) increase in use. Centerville Glen Condo Association, continuously highlighted in the news as an extreme increase of over 500% (10X), actually saw a 152% (2.5X) increase in usage compared to last summer. This level of increase, while still dramatic, is consistent to the volume of water delivered to our customers this summer with professional irrigation systems. The Centerville Glen investigation results are available on our website: [https://kentcountywater.org/config/docs/Centerville%20Glen%20Final%20Investigation\[44945\].pdf](https://kentcountywater.org/config/docs/Centerville%20Glen%20Final%20Investigation[44945].pdf)

Like everything else in 2020, there are extremes across the board. The KCWA production data is one example of these extremes which demonstrates enormous volume of water put into the system and delivered to the customers in 2020. The record setting extreme drought, outdoor water use, and slight increases due to people being home due to COVID-19 are the primary drivers shown in the data. These data have been tracked since February by the RIPUC and can be found at <http://www.ripuc.ri.gov/eventsactions/docket/KCWA%20COVID-19%20October.xlsx> All water systems that KCWA has spoken to have recorded the same. Providence Water, who serves 60% of the state, saw some of the highest water consumption amounts in their recorded history. The Kent County Water Authority produced 235,670,000 more gallons in 2020 vs 2019 from May through September. The billed consumption amounts are consistent with the dramatic increases in production. There are two billing periods that have been sent out capturing summer use with one left to go which was sent on December 10, 2020. KCWA is assuming this set of bills may also generate customer concerns and inquiries similar to the previous quarter. KCWA has increased its outreach with bill inserts and modified the bill language to help customers understand the various charges appearing on the bill face in a proactive effort to improve communication to our customers.

Here are the investigations statistics as of December 10, 2020:

The total number of bills sent out for usage period (1/2 May - June - July - 1/2 Aug):	9,041
The total number of bills sent out for usage period (1/2 June - July - Aug - 1/2 Sept):	9,998
Total number of bills sent recording summer usage:	19,039
Total number of complaints received prior to November 5, 2020:	0
The total number of complaints after November 5, 2020:	499
The total number of KCWA reviewed complaints sent to RIDPUC for final resolution:	60
Total number of investigations completed as of December 10, 2020:	328
Total number investigated cases of extreme usage > 200% relative to past summers:	16
Total number of investigated cases of moderate usage ≥ 100% relative to past summers:	48
Total number of investigated cases of small usage ≤ 100% relative to past summers:	190
Total number of investigated cases of reduced usage ≤ 0% relative to past summers:	74
Total number of investigations where the bill was determined correct:	322
Total number of investigations where the bill is incorrect¹:	6
Total number investigations still in process of being completed:	170
Percentage of investigated bills found in error to date relative to the whole ² :	0.03%
Percentage of investigated bills found in error to date ³ :	1.2%
KCWA hours spent on special investigations to date ⁴ :	246

KCWA production statistics comparing May through Sept for years 2019 and 2020:

Total production into system May through Sept 2020 in gallons	1,661,050,000
Total production into system May through Sept 2019 in gallons	1,425,380,000
Total production increase from 2019 to 2020 May through Sept in gallons:	235,670,000

¹ Manual reading entry errors into billing system by KCWA. Three bills in error were underbilled, not overbilled.

² This statistic was calculated by taking six errors divided by the 19039 bills sent.

³ This statistic was calculated by taking six errors divided by the 499 complaints received.

⁴ Hours calculated using an average time of 45 minutes per investigation to complete.

RIGA Members Representing Coventry, East Greenwich, West Greenwich, West Warwick, and Scituate -

As each case is individually investigated, we are making the following recommendations for action on part of KCWA:

1. **RIGA Members Representing Coventry, East Greenwich, West Greenwich, West Warwick, and Scituate** - Provide on the spot documentation of old meter readings to consumers when they are replaced, so that ratepayers have a photograph and receipt of the prior meter's reading before the technician leaves their home.

KCWA RESPONSE:

As presented in our meeting, the meter replacement program installation procedure included a customer signature documentation process that was halted to follow governmental protective guidance measures coincident to COVID-19. To address your recommendations, KCWA has negotiated an alternate documentation process with our meter installation contractor and are progressing with the printing of hard copy receipt that can be filled out in the field and presented to the customer. The form will annotate the last read on the old meter. The customer will sign the form acknowledging the final read, and the installer will capture a photograph of the signed receipt which will be stored in the meter replacement digital file. The installer will take the standard before and after photograph of the installation inclusive of the old meter face showing the final read. The installer will suggest that the customer also take a photo of the final read on the meter for their safe keeping. There will be a check box on the receipt to indicate the customer has taken their own photo of the meter. The new meter installed will also have a photograph taken on the initial read on the meter and a copy of the certified test tag showing the required meter accuracy test results from the factory.

2. **RIGA Members Representing Coventry, East Greenwich, West Greenwich, West Warwick, and Scituate** - Prohibit the comingling of bills for old and new meters. Instead, generate final bills for the old meters when they are replaced, and provide separate bills for new meters from the replacement date through the end of the quarterly billing cycle.

KCWA RESPONSE:

Unfortunately, the current billing software will also not allow KCWA to facilitate the recommendation for double bills in a quarterly cycle. We are also tremendously concerned that two separate bills would serve only to exacerbate the confusion, particularly when the customer could conceivably receive a second bill in a different amount before the 30-day payment period expired on the first bill. This will certainly lead to more confusion and adversely affect the billing cycle, historical data, and customer information systems on file.

KCWA intends to address the confusion on the bills regarding "old meter" vs "new meter" with the new billing system that is scheduled to be launched February 1, 2021. The charges will be clearly separated on the face of the new bill. It is possible for KCWA to deploy the new billing system in January of 2021, but the billing disputes have put us a few weeks behind on the parallel QA/QC measures to allow the level of comfort we require before deployment. The new bills will clearly state "Final Reading on Old Meter" and "Consumption Amount on Old Meter," and the specific charges applied for the same. The new bills will also state "Initial Read on New Meter" and "Current Read on New Meter," and the specific charges applied for the same. In the meantime, KCWA has adjusted the language on the face of the current bills to better describe what the "consumption adjustment" means for the next month or two until the new system is in place. There is also an additional "Understanding Your Bill" insert being included with every bill going out along with information about the new billing system being deployed.

Senator Rodgers specifically asked whether KCWA could go onto monthly billing sooner so the customers would get critical information in a timelier fashion. Based on this request, KCWA will be working toward a staged deployment of monthly bills based on the three quarterly billing cycles. It is our goal to get the customers one full billing cycle to 90% installation completion and KCWA will petition the Rhode Island Public Utilities Commission (RIPUC) to allow us to go onto monthly billing outside of a new rate case. The following billing cycles will then be launched consecutively once they hit the 90% mark. In our most recent rate filing Docket 5012, KCWA only requested large meters to go onto monthly billing until the entire meter project was complete. There are only 300 large meters (> 3") in the system and the cost of monthly billing is de minimis in these cases. KCWA is a nonprofit public benefit corporation and monthly billing costs additional money to generate the added

bills for 27,200 customers, those costs would have been part of the of the rate adjustment downward that was approved by the RIPUC. The rate adjustment granted was a 15% decrease in the metered rate. This reduction would have been less if allowed in the rate filing because the authority is not allowed to generate revenues in excess of the requirement. However, considering the current issues identified during the investigations of many of our customers and the specific recommendation by Senator Rodgers, the inherit benefit of enhanced communication and the ability locate problems sooner so customers can both budget and resolve issues far outweighs the cost.

3. **RIGA Members Representing Coventry, East Greenwich, West Greenwich, West Warwick, and Scituate** - Provide independent, third party testing of water meters in dispute.

KCWA RESPONSE:

As indicated in our meeting, KCWA has arranged large scale independent meter testing at Providence Water if needed. The Division Public Utilities and Carriers, "RIDPUC" or "Division", regulations prescribing standards for water suppliers requires water utilities to have water testing facilities for compliance with the rules inclusive of meter testing. KCWA has such facilities on site as does Providence and Pawtucket Water. At the customer's request, their meter will be tested in their presence or Division designated representative may observe the meter test on behalf of the customer. The Division may also request that a customer's meter be tested in the presence of the Division representative. Title 815-RICR-40-00-01 is a great resource point for reviewing regulatory requirements already in place for public water utilities and how they pertain to this situation.

4. **RIGA Members Representing Coventry, East Greenwich, West Greenwich, West Warwick, and Scituate** - Suspend any bill in dispute that is 30 percent or more higher than the same quarter in the previous year, and place those bills in escrow until all parties are satisfied that the issue has been fairly resolved.

KCWA RESPONSE:

As discussed in our meeting, the KCWA long standing position has been not to shut off any customer until any billing amount in dispute has been resolved through the normal channels specified in the Division rules prescribing standards for water utilities. This has been the standard practice since the KCWA first came under the governmental oversight authority of the RIPUC many years ago.

5. **RIGA Members Representing Coventry, East Greenwich, West Greenwich, West Warwick, and Scituate** - Prohibit water shutoffs on accounts with disputed bills.

KCWA RESPONSE:

KCWA does not terminate service for accounts in dispute with the Division Public Utilities and Carriers. Furthermore, there is no additional action to be taken or implemented as the regulatory guidance already addresses this matter. Shutoff will be suspended at the time a bill is disputed, as outlined in the Division rules. Once the dispute is resolved between the utility and customer or decision rendered by the Division process, the account again becomes subject to the shutoff procedures as applicable to the final decision in the matter.

6. **RIGA Members Representing Coventry, East Greenwich, West Greenwich, West Warwick, and Scituate** - Prohibit any interest being charged currently or in the future on all disputed bills, regardless of the ultimate resolution.

KCWA RESPONSE:

The RIPUC suspended collection activities and collection of interest on past due accounts in under Docket 5012: <http://www.ripuc.ri.gov/eventsactions/docket/5022page.html> Furthermore, there is no additional action to be taken or implement as the regulatory guidance already addresses this matter. Interest is suspended at the time a bill becomes in dispute as outlined in the Division rules. Once the dispute is amicably resolved between the utility and customer or decision rendered by the Division process, the account again becomes subject to the interest charges as applicable to the final decision.

7. **RIGA Members Representing Coventry, East Greenwich, West Greenwich, West Warwick, and Scituate** - More clearly label bills based on usage period so that consumers understand the period being billed. It was clear from Friday's meeting that this is not currently the case, and bills listed as charging for the period from August 1 through October 31 in fact charged for usage in June, July and August.

KCWA RESPONSE:

KCWA has already removed the "billing period" on the current legacy bills and replaced with "usage period" until the new system is deployed. As stated in response number two above, KCWA will resolve the confusion on the bills with the new billing system being launched February 1, 2021. The usage period will be clearly defined, and the bill will display the multi period consumption history similar to what one would see on an electric or gas bill. In the interim, we intend to modify our current bills to display high use flags if the meter software detected any abnormal use during the billing cycle. This will allow the customer to identify any abnormal use issue that may be happening in their home or business.

KCWA TARIFF FILING

AND PETITION FOR RELIEF 03-03-2021



Kent County Water Authority

Dear XXXXXXXXXXXX,

Thank you for your patience during these unsettling times. In response to your inquiry, the Kent County Water Authority (KCWA) has completed a comprehensive review of your account, and we have determined that your bill is correct (Please see attached Investigation Report and "Understanding Your Bill" document). Enclosed with the report are the water usage amounts from the last 18 quarterly billings cycles for comparative purposes to past years/quarters. Quarterly bills received in September, October, or November are usually elevated because of summer usage. Comparing the Spring quarter to the Summer quarter typically can result in a bill that is double or more depending on your water use. To get a true sense of your normal water use for the bill, you must compare the same quarter from prior years. Some meters in this last billing cycle had over 100 days of use which can also represent itself as a higher than normal bill. Furthermore, due to factors such as drought conditions and more at-home usage due to the COVID-19 pandemic, Summer 2020 water production in the KCWA service area was particularly higher (220 million gallons) than previous summers. KCWA is not alone, Providence Water also has shown some of the highest water demand in recorded history. Also, if you recently had your meter changed, the new meters read 8-10% on average more accurately than old meters. If you currently do not have a new meter, the review was based on individual old meter readings during normal billing cycles. If you have a new meter, it has the capability to store historical consumption; and, the data use patterns can be provided in graphic format for a more visual and clear understanding. The old meters do not have this capability; however, for those customers who have the new style meter in place or recently installed, a Datalog Report within the attached final Investigative Report.

Datalog retrieval method

- Each day, the new water meters store reading information every 15 minutes for 96 periods per day.
- The meter stores 90 days of this detailed usage information which can be retrieved by KCWA staff and presented to the customer as a graph—referred to as a Datalog Report.
- The Datalog Report shows daily use in cubic feet.
- If the bar is red, this indicates a volume of water greater than 0.01 cubic feet per minute flowed through the meter for at least 50 out of 96 measurements in each day. **This is potentially indicative of a leak but does not necessarily mean that you have leak.**
- If you believe you may have a leak after reviewing the datalog, please contact our office. We understand how disconcerting this can be and are here and happy to provide you with further assistance to try to determine the cause. Customers can always check the attached "Understanding Your Bill" or <https://kentcountywater.org/learning-center-conservation.aspx> for specific advice. We can also deliver dye tablets to detect if you may be experiencing a toilet leak.

The KCWA meter change out program started in August 2019. The program involves changing out 25,000 meters sized two inches and less (i.e. most household meters). To date, KCWA has replaced just over 15,000 meters in the system. The new meters are all factory tested and certified and exceed industry standards for accuracy before each shipment. Each meter has an accuracy test tag attached to it when received. The meters being replaced are between 20-30 years old and are the same meters are used by other water authorities throughout the country. The usage measuring technology is the same on the old and new meters. The measuring device does not move unless water moves through it. As with any mechanical device, meters wear out over time and need to be replaced. The new meters also more accurately measure low flows. Therefore, on average, the new meters more accurately measure water usage by 8-10%. It is our goal to go to monthly billing once all the new meters are installed. More frequent meter reading coupled with new reading software will allow the staff to identify problems and proactively communicate back to the customer, so the bill does not get out of hand.

To help our customers during this time, KCWA is offering flexible interest-free payment plans. Also, we are waiving, indefinitely, all credit card fees and electronic fees to those customers who would like to make a payment on our website or by telephone. KCWA is a nonprofit public benefit corporation. Effective September 1, 2020, KCWA has also reduced its rates by 15% for customers that have a meter sized two inches or less. For any further inquiries, please contact customer service during normal business hours M-F 8:00 AM to 4:00 PM at (401)821-9300 or email at customerservice@kentcountywater.org. If you are not satisfied with our findings on any billing disputes, you may file a formal complaint with the Division of Public Utilities and Carriers. No account gets shut off while a bill is being disputed. Thank you.

Very truly yours,
Kent County Water Authority

PO Box 192
West Warwick, RI 02893-0192
401-821-9300
www.kentcountywater.org

KCWA TARIFF FILING
AND PETITION FOR RELIEF 03-03-2021

UNDERSTANDING YOUR BILL

Q: My current water bill is considerably higher than my last bill. Why is my bill so high?

A: You likely used more water than you did the last quarter. Quarterly bills received in September, October, or November are usually elevated because of summer usage. Comparing the Spring quarter to the Summer quarter typically can result in a bill that is double or more, depending on your water use. To get a true sense of your normal water use for the bill, you must compare the same quarter from last year. Furthermore, due to factors such as drought conditions and more at-home usage due to the COVID-19 pandemic, Summer 2020 water usage in the KCWA service area was particularly higher than previous summer quarters. Also, if you recently had your meter changed, the new meters read 8-10% on average more accurately than old meters.

Q: How is my water consumption calculated?

A: All meters in the KCWA service area register in cubic feet. One billing unit equals 100 cubic feet. For example, if you used 15,400 cubic feet that would equal 154 billing units. 154 billing units multiplied by the rate is the billing amount for water used. One cubic foot of water equals 7.5 gallons.



Q: What is a consumption adjustment?

A: A consumption adjustment appears on a bill when a meter gets changed out at your home or business. The consumption adjustment is the water that had registered on the old meter the day it was removed.

Q: How can I know how much water I used?

A: The only accurate way to monitor water usage and calculate the amount of water you have consumed is to monitor your meter



Typical Residential Meter Installation

reading from the indicator on the face of your meter. Digital meters require a flashlight to be shined on the dial to activate the digital dial for you to obtain a reading. We take an actual reading of your meter quarterly utilizing an outside reading device or radio frequency. That

is the reading that appears on your quarterly statement. You can compare that reading to the one indicated on the face of your meter to ensure the reading is comparable. Keep in mind that water consumption continues between the reading date on the statement and the date you receive the statement in the mail. The statement reading should be less than yours because of the time lag between when we take the reading and when you receive your bill.



Q: How could I have used this much water? DLS-EXHIBIT-E

A: If you are questioning your billed consumption, check the reading on the water meter located within your home to confirm that the reading obtained by the Authority is accurate. Also, check to see if you have a water leak somewhere in the house. To do this, first make sure all water use within the home must be off, such as the faucets, dishwasher, washing machine and all other water-using appliances, including ice-makers. Locate your water meter and determine what type of meter you have. There are two meter face styles. Our meters are either analog (i.e. the old meters) or digital (i.e. the new replacement meters). The digital radio meters will show a faucet image to indicate a leak and must be activated by pointing a flashlight on the register. The analog meters read like a car odometer. If all water use in the house is turned off, the dial should not be moving. If it is still turning, you may have a leak.



Unrepaired Leaks Can Be Costly Water Loss in Gallons at 50 psi

Leak this Size	Loss per Day	Loss per Month	Loss per Year
●	120	3,600	43,200
●	360	10,800	129,600
●	693	20,790	249,480
●	1,200	36,000	432,000
●	1,920	57,600	691,200
●	3,096	92,880	1,114,560
●	4,296	128,880	1,546,560
●	6,640	199,200	2,390,400
●	6,984	209,520	2,514,240

Five Gallon Bucket Test: A simple test to check your meter for accuracy is with a five-gallon bucket. First, make sure no water is running and take an initial meter reading, as discussed above. Second, fill up the five-gallon bucket in your tub or anywhere that can accommodate the height of the bucket. Lastly, take a final reading from the meter and subtract it from the initial reading. Five gallons of water should equal 0.66 cubic feet.



Q: Who do I contact if I have questions about my bill?

A: For inquiries about your bill, please contact customer service during normal business hours M-F 8AM to 4PM at (401) 821-9300 or email customerservice@kentcountywater.org. You can always find helpful information by going to our website www.kentcountywater.org.



**METER & BILLING
INVESTIGATION REPORT**

Name XXXXXXXXXXXXXXXX
Service Location XX Maude Ave
 Coventry, RI
Account# 107052
Serial # 1565519374
Meter size 5/8"

Was the meter recently changed out YES **NO** 2/14/2020 *(see attached)*
Final read @ changeout n/a
Read - Quarterly bill 10/31/20 14,982
Total consumption billed 13,035 Cu. Ft

Rechecked high consumption 10/14/20 14982 *(see attached)*
 Read on data logger during investigation 11/19/20 16499 *(see attached)*
Consumption used 9/24/20-11/19/20 1,517 Cu. Ft **Consumption not included in this billing**

Data Logger Explanation:

The Neptune R900 meter stores information up to 90 days of hourly consumption. The information can be downloaded to be viewed in cubic feet per hour or per day.

The graph presented represents daily use in total cubic feet.

A red bar on the graph indicates that the account has been flagged to have an intermittent leak or continuous leak. An intermittent leak is defined as continuous flow for 15 minutes for 50 out of 95 measurement intervals in a given day.

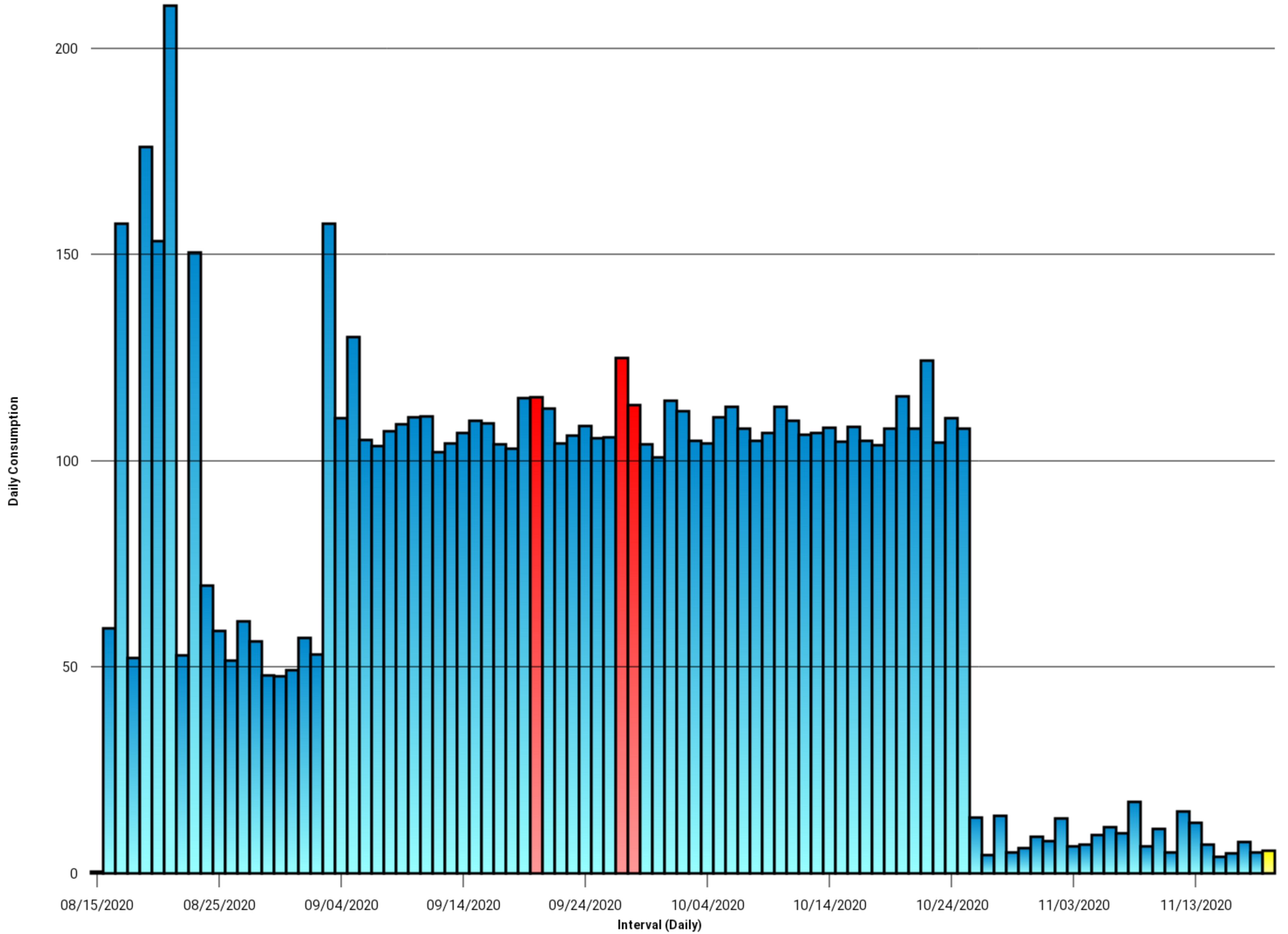
A continuous leak is defined for as continuous flow for all 96 measurement periods.

A blue bar represents normal use.

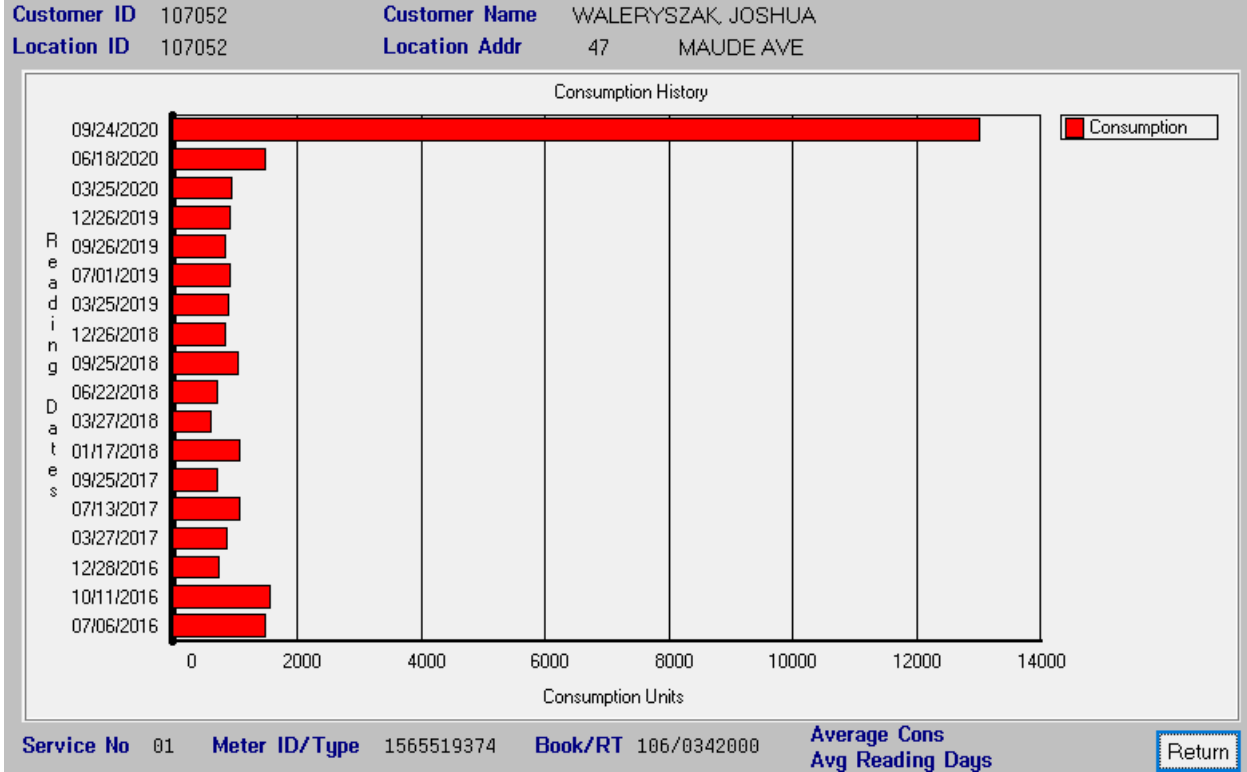
A yellow bar represents partial data collection on a given day. Usually at the start and the end of a data log interval.

A gray bar indicates that there was reverse flow through the meter of 0.1 cubic foot. This is often the result of when a customer does not have a backflow preventor installed and they have an expansion tank on hot water systems causing small intermittent backflow conditions through the meter. Backflow conditions are a public health issue and should be addressed by a licensed plumber.

E-Coder R900i Data Logging Report
MIU#: 1565519374 for 08/15/2020 - 11/19/2020 - 5/8" - 1" T-10, CUBIC FEET



Kent County Water Authority - Consumption History



Kent County Water Authority Meter Changeout Slip

Property House Number ***	Property Street MAUDE AVE	Property Unit 	Service Account Number 107052
Book Number 106	Route Number B8 Small	Customer Name *****	Phone Number *****
Email Address 	Installed By Matt Donovan	Visit Date 02/14/2020 9:02 AM	Property City Coventry
Property State RI	Property Zip Code 02816		
Old Meter Size 5/8" Meter - Int R900i	New Meter Size 5/8 x 3/4	Serial Number Old Meter 34803998	Serial Number Old Radio - High 1850327370
Reading: Historical - Low 	Reading: Historical - High 24048	Reading: Meter Change Out Low 	Reading: Meter Change Out High 026382.069
New Meter Serial Number 39402478	New Radio Serial Number - High 1565519374		

Kent County Water Authority

Account # 107052
47 Maude Avenue
Coventry, RI

Old meter



New meter



EXHIBIT 5

**Pre-Filed Direct Testimony
of
David G. Bebyn CPA**

**On Behalf of
Kent County Water Authority
Docket No. _____**

March 3, 2021

1 **INTRODUCTION**

2

3 **Q. Please state your name and business address for the record.**

4 A. My name is David G. Bebyn CPA and my business address is 21 Dryden Lane,
5 Providence, Rhode Island 02904.

6

7 **Q. By whom are you employed and in what capacity?**

8 A. I am the President of B&E Consulting LLC (B&E). B&E is a CPA firm that
9 specializes in utility regulation, expert rate and accounting testimony, tax and accounting
10 services.

11

12 **Q. Mr. Bebyn, have you testified as an expert accounting witness prior to this
13 docket?**

14 A. Yes. I have provided testimony on several rate related matters before utility
15 commissions in Rhode Island and Connecticut. Regarding the Rhode Island Public
16 Utilities Commission (Commission), I have prepared testimony and testified in by Kent
17 County Water Authority's (KCWA) last rate filings in Docket #5012 in support of an
18 abbreviated filing which KCWA was required to submit a compliance filing to address
19 either the terminating funding of the meter program. In addition to KCWA's abbreviated
20 filing, I provided testimony and testified in Dockets #4994 regarding revenue
21 requirement and rate design on behalf of the KCWA in their intervention of Providence
22 Water Supply Board rate case. I have prepared testimony and testified in Pascoag Utility
23 District in Docket #4341 in support of the adjusted test year, rate year and rate design. In
24 addition, I also prepared testimony and testified in the Woonsocket Water Division's
25 (WWD) last rate filing in Docket #4879 in support of the adjusted test year, rate year and
26 rate design. Docket #4879 was a multi-year filing that covered a 5-year period.

27

28 **Q. What is your educational background?**

29 A. I received my Bachelor of Science Degree in Accounting (BSA) from Rhode Island
30 College. I became a Certified Public Accountant in 2000 after passing the CPA exam.

31

1 **Q. What is the purpose of your testimony?**

2 A. B&E was engaged by KCWA to provide testimony to support Kent's Tariff Advice
3 Filing and Petition For Relief regarding the transition to monthly billing.

4
5 **Q. Mr. Bebyn, please provide an overview of why KCWA filed its Tariff Advice**
6 **Filing and Petition For Relief?**

7 A. KCWA seeks to change its current tariffs and reduce its monthly base customer
8 service and private fire service charges to transition to all water sales and private fire
9 service from quarterly to a monthly basis. KCWA's current Tariffs allow it to bill its
10 water sales customers monthly. However, KCWA currently only bills 15 (0.06%) of its
11 approximately 27,267 retail and wholesale accounts on a monthly basis. KCWA now
12 plans to bill all its water sales and private fire service customers monthly. In conjunction
13 with this move to monthly billing, KCWA needs to lower its monthly base charges, so it
14 doesn't recover more revenue than it was allowed in its last rate filing in Docket #5012.

15
16 **Q. Why does KCWA need to lower its monthly base charges?**

17 A. Because KCWA would over-collect if it billed all its customers monthly at the
18 current rates established in its tariffs. When the Commission approved KCWA's
19 current tariffs in Docket #5012, KCWA only billed 39 customers monthly as of January
20 1, 2021. KCWA's tariffs were designed to recover \$13,559 from monthly customers and
21 \$1,862,025 from quarterly customers for a total of \$1,875,584. If KCWA collected the
22 current monthly base charges in its tariffs from all 27,267 of its customers, it would
23 collect \$3,830,749 in base charge revenue. As a result, KCWA needs to reduce its
24 monthly base charge to collect the same amount of base charge revenue previously
25 authorized by the Commission. KCWA has already received approval to transition the
26 large meter accounts (approximately 310 accounts) prior to this tariff advice, however,
27 the impact from just the large meter account would be minor compared to transitioning
28 all accounts with the current monthly rate.

29
30
31

1 **Q. Are there any other considerations for monthly billing?**

2 A. Yes. KCWA only has tariff private fire service rates, which are presented on a
3 quarterly basis. This filing calculates new monthly private fire service rates to be
4 consistent with how these private retail customers will be billed for water service.

5
6
7

8 **TARIFF ADVICE FILING AND PETITION FOR RELIEF**

9 **Q. How were the proposed monthly Base Charges determined?**

10 A. The proposed monthly Base Charges were calculated using the cost of
11 service model approved in Docket #5012. I utilized the Customer Service charge and fire
12 service sections to recalculate the new rates given the monthly billing transition.

13

14 **Q. When does KCWA seek to effectuate this tariff revision?**

15 A. KCWA seeks to change its tariffs effective August 1, 2021 for the first step,
16 September 1, 2021 for the second and October 1, 2021 for full monthly billing. This
17 phase-in approach is needed because while KCWA bills quarterly; they also bill
18 customers in 3 cycles so that KCWA is generating bills each month. See the Table for
19 Billing Cycle:

20

21

CYCLE 1	CYCLE 2	CYCLE 3
Coventry Customers	West Warwick Customers	East Greenwich Customers
JANUARY	FEBRUARY	MARCH
APRIL	MAY	JUNE
JULY	AUGUST	SEPTEMBER
OCTOBER	NOVEMBER	DECEMBER

22

1 KCWA is recommending to phase in each cycle to monthly billing the month after each
 2 cycle bills its last quarterly bill.

3

	Billing Usage Period	Bills Processed and Mailed	
CYCLE 1 JULY-2021	April-May-June	7/2/21	Quarterly cycle to First week of July
AUGUST-2021	June 15 - July 15	8/2/21	*** First monthly bill ***
CYCLE 2 AUGUST-2021	May-June-July	8/9/21	Quarterly cycle to Second week of August
SEPTEMBER-2021	Jul 22 - Aug 22	9/9/21	*** First monthly bill ***
CYCLE 3 SEPTEMBER-2021	June-July-Aug	9/16/21	Quarterly cycle to third week of September
OCTOBER-2021	Aug 29 - Sep 29	10/18/21	*** First monthly bill ***

4

5 **Q. Mr. Bebyn, what did you utilize for the revenue requirement?**

6 A. I utilized the revenue requirement approved in Docket #5012. Since I am not
 7 proposing any change to the total revenue requirement, I also utilized the allocated rate
 8 year expenses to a functional category from Docket #5012. Using the same allocated rate
 9 year expenses to a functional category will simplify the supporting schedules to calculate
 10 proposed rates.

11

12 **Q. Did you prepare any schedules in support of the revenue requirement?**

13 A. Yes, I did. I prepared Schedule DGB- Schedule -1.0 to detail the revenue
 14 requirement from Docket #5012. This schedule is supported by DGB- Schedule -1.1,
 15 which details the revenues by source, tariff and rate class approved in Docket #5012.
 16 Finally, I also prepared DGB- Schedule -1.2, which calculated the additional cost of
 17 KCWA implementing total monthly billing.

18

19 **Q. Is KCWA looking to recover the additional costs related to total monthly
 20 billing?**

21 A. No. This tariff filing maintains a revenue-neutral position. Since KWCA is
 22 planning on a full rate filing in the next couple of years, they are willing to use
 23 its operating reserve to cover the additional costs.

1 **Q. What would you like to discuss next?**

2 **A.** I would like to review my remaining schedules.

3
4 1. **DGB- Schedule -2.0** This schedule presents the new breakdown
5 of monthly and quarterly billing counts for each month as each
6 cycle is changed to monthly billing.

7 ○ **DGB- Schedule -2.1** This schedule presents the current meter
8 counts by cycle obtained from the monthly billing report
9 adjusted for transitioning all large meter counts first. This
10 schedule also separates the monthly billing counts from the
11 quarterly billing counts.

12 ○ **DGB- Schedule -2.2** This schedule presents the current meter
13 counts by cycle obtained from the monthly billing report. This
14 schedule also separates the monthly billing counts from the
15 quarterly billing counts.

16
17 2. **DGB- Schedule -3.0** This schedule presents the calculation of
18 the service charges on a quarterly and monthly basis. This
19 schedule utilized the allocated rate year expenses to functional
20 category for customer service from Docket #5012. There are
21 three versions of this schedule, which calculates customer service
22 charges for August 1, 2021 with the first step, September 1, 2021
23 with the second and October 1, 2021 for full monthly billing.

24 a. **DGB- Schedule -3.1** This schedule utilizes the updated
25 monthly and quarterly billing counts from DGB-schedule
26 2.0 to calculate the new total number of bills to support the
27 customer service calculation.

28 b. **DGB- Schedule -3.2** This schedule presents updated
29 meter equivalent counts to support the customer service
30 calculation.

31

1
2
3
4
5
6
7
8
9
10
11
12
13
14
15
16
17
18
19
20
21
22
23
24
25
26
27
28
29
30
31

3. **DGB- Schedule -4.0** This schedule presents the calculation of the fire protection service charges quarterly for public fire and monthly basis for private fire service. Private fire is scheduled to convert from quarterly to monthly billing on August 1, 2021 along with Cycle 1. This schedule utilized the allocated rate year expenses to functional category for public fire service and private fire service from Docket #5012. There are three versions of this schedule, which calculates customer service charges for August 1, 2021 with the first step, September 1, 2021 with the second step and October 1, 2021 for full monthly billing.
 - a. **DGB- Schedule -4.1** This schedule presents the rate year counts for public and private fire. These counts have not changed from the counts presented in Docket #5012.

4. **DGB- Schedule -5.0** This schedule is a summary of the proposed cost of service based rates and a comparison with the existing rates. There are three versions of this schedule, which presents the rates for each month of the transition to monthly billing. Note that the Quarterly customer service charges with the last version when all accounts have converted to monthly billing.

5. **DGB- Schedule -6.0** This schedule shows the revenue that is projected to be generated from the projected consumption, number of bills, and fire protection accounts based on proposed rates and charges and compares this revenue to the Rate Year revenue requirements to demonstrate that the proposed rates generate enough revenue to meet the revenue requirements. There are three versions of this schedule, which presents the rates for each month of the transition to monthly billing. Note that the Quarterly

1 customer service charges with the last version when all accounts
2 have converted to monthly billing.

3
4 6. **DGB- Schedule -7.0** This schedule compares typical annual
5 customer bills from each customer class under the current rates and
6 proposed rates. There is only one version of this schedule that
7 presents the current billing's impact to full monthly billing.

8
9 7. **DGB- Schedule -8.0** This schedule is a summary of the proposed
10 cost of service based rates for each month of the transition along
11 with the existing rates.

12
13 **Q. Does that conclude your testimony?**

14 A. Yes.

Detailed of Rate Year Revenue & Expenses

DGB Schedule-1.0

Kent County Water Authority

Rate Year Approved in Docket 5012	Summary of Adjustments	Proposed Rate Year
-----------------------------------------	---------------------------	-----------------------

Revenues - at approved Docket 5012 rates

Service Charges	\$ 1,875,584	\$ -	\$ 1,875,584
Metered Rates	17,105,903	0	17,105,903
Public Fire	1,546,945	0	1,546,945
Private Fire	780,668	0	780,668
Rate Revenues	<u>\$ 21,309,100</u>	<u>\$ -</u>	<u>\$ 21,309,100</u>
Miscellaneous Income	244,795	-	244,795
Interest Income	21,464	-	21,464
Merchand & Jobbing	18,811	-	18,811
6.9% of Water Prot Fee	45,581	-	45,581
Miscellaneous	<u>\$ 330,651</u>	<u>\$ -</u>	<u>\$ 330,651</u>
Total Revenue	<u>\$ 21,639,751</u>	<u>\$ -</u>	<u>\$ 21,639,751</u>

Expenses

SOURCE OF SUPPLY

maint of wells/supply study	\$ 19,149	\$ -	\$ 19,149
purchased water	5,019,241	-	5,019,241
Subtotal	<u>\$ 5,038,389</u>	<u>\$ -</u>	<u>\$ 5,038,389</u>

PUMPING OPERATIONS

fuel for pumping	\$ 24,762	\$ -	\$ 24,762
power	804,411	-	804,411
labor-pumping	88,457	-	88,457
pumping expense	-	-	-
maint. - structures & improv	89,053	-	89,053
diesel oil	-	-	-
maint. - equip	60,420	-	60,420
Subtotal	<u>\$ 1,067,104</u>	<u>\$ -</u>	<u>\$ 1,067,104</u>

WATER TREATMENT

chemicals	\$ 170,263	\$ -	\$ 170,263
labor	199,893	-	199,893
operating / Mishnock	70,718	-	70,718
maint. - water treat equip	18,978	-	18,978
maint. - structure	704	-	704
Subtotal	<u>\$ 460,556</u>	<u>\$ -</u>	<u>\$ 460,556</u>

TRANS & DISTR. EXPENSE

storage facilities exp.	\$ -	\$ -	\$ -
-------------------------	------	------	------

Detailed of Rate Year Revenue & Expenses

DGB Schedule-1.0

Kent County Water Authority

	Rate Year Approved in Docket 5012	Summary of Adjustments	Proposed Rate Year
labor	25,794	-	25,794
supplies	115,531	-	115,531
labor-meter	56,374	-	56,374
meter - supp & exp	13	-	13
cust. install.	-	-	-
misc.	14,332	-	14,332
maint - struct. & improv.	61,616	-	61,616
maint.- res & stdp	21,960	-	21,960
maint. - mains	649,344	-	649,344
maint. - service	155,029	-	155,029
maint. - meters	150,716	-	150,716
maint. - hydrants	85,649	-	85,649
construction labor	(70)	-	(70)
Subtotal	\$ 1,336,287	\$ -	\$ 1,336,287
CUSTOMER ACCOUNT			
labor- meter read	\$ 118,526	\$ -	\$ 118,526
cust record labor	218,968	-	218,968
cust records sup	103,571	105,043	208,613
meter read supplies	2,708	-	2,708
uncollectible	62,046	-	62,046
Subtotal	\$ 505,818	\$ 105,043	\$ 610,860
ADMIN. & GENERAL			
salaries	\$ 479,217	\$ -	\$ 479,217
office supplies & expenses	278,498	-	278,498
insurance (property/liability/wc)	278,482	-	278,482
OPEB Trust Contrib.	82,715	-	82,715
employee benefits	1,091,013	-	1,091,013
maint. - plant	157,568	-	157,568
maint. - vehicles	65,155	-	65,155
miscellaneous	17,123	-	17,123
vacation, holiday, sick	321,965	-	321,965
regul. exp.	104,514	-	104,514
outside service	97,156	-	97,156
Subtotal	\$ 2,973,405	\$ -	\$ 2,973,405
TOTAL O&M	\$ 11,381,558	\$ 105,043	\$ 11,486,601

FIXED CHARGES

Detailed of Rate Year Revenue & Expenses

DGB Schedule-1.0

Kent County Water Authority

	Rate Year Approved in Docket 5012	Summary of Adjustments	Proposed Rate Year
Debt Service			
Existing	\$2,183,250	\$0	\$ 2,183,250
New	-	-	-
Reserves and Coverage	-	-	-
O&M Reserve	0	-	0
R&R Reserve	(0)	-	(0)
Renewal & Replacement - Equip	100,000	-	100,000
Infrastructure Replacement	6,000,000	-	6,000,000
Meter Replacement	-	-	-
CIP	1,453,819	-	1,453,819
Payroll Taxes	175,621	-	175,621
PILOT	23,123	-	23,123
SUBTOTAL FIXED	\$9,935,813	\$0	\$9,935,813
OPERATING REVENUE RESERVE	\$ 317,008	\$ (105,043)	\$ 211,965
TOTAL EXPENSES	\$ 21,634,379	\$ -	\$ 21,634,379
Miscellaneous Income	330,650.72		330,650.72
NET REQUIRED FROM RATES	\$ 21,303,727.93		\$ 21,303,727.93

ALLOCATION OF RATE YEAR EXPENSES APPROVED IN DOCKET 5012

BASE	\$ 12,739,655.51	
EXTRA CAP.-MAX DAY	3,154,837.29	
EXTRA CAP.-PEAK HR	1,205,475.80	
GENERAL WATER		17,099,968.60
CUSTOMER BILL	985,029.45	
CUSTOMER METER	927,660.74	
CUSTOMER SERVICE		1,912,690.19
PUBLIC FIRE SERVICE	1,546,707.65	
PRIVATE FIRE SERVICE	744,279.46	
CUSTOMER SERVICE		2,290,987.11
TOTAL REVENUE REQUIREMENT		\$ 21,303,645.91

RATE YEAR REVENUE AT DOCKET 5012 RATES AND COUNTS

DGB Schedule-1.1

Kent County Water Authority

Service Charge:

AMOUNTS APPROVED IN Docket 5012

<u>Quarterly</u>	<u>Number</u>	<u>Rate</u>	<u>Revenue</u>
5/8 & 3/4	88,320	\$15.10	\$ 1,333,632
1	14,600	\$20.14	\$ 294,044
1 1/2	1,296	\$29.59	\$ 38,349
2	2,008	\$37.77	\$ 75,842
3	44	\$48.48	\$ 2,133
4	356	\$69.27	\$ 24,660
6	356	\$115.26	\$ 41,033
8 & up	268	\$195.27	\$ 52,332
 <u>Monthly</u>			
5/8 & 3/4	60	\$10.90	\$ 654
1	12	\$12.58	\$ 151
1 1/2	108	\$15.73	\$ 1,699
2	96	\$18.46	\$ 1,772
3	12	\$22.03	\$ 264
4	36	\$28.96	\$ 1,043
6	84	\$44.28	\$ 3,720
8 & up	60	\$70.95	\$ 4,257
			<u>\$ 1,875,584</u>
	<u>Number</u>	<u>Rate</u>	<u>Revenue</u>
Consumption Charge:	100/cu.ft.		
Proposed			
Small-Single Register	2,523,356	\$5.23	\$ 13,209,226
Medium-Single Register	34,267	\$5.56	\$ 190,658
Large-Single Register	69,253	\$5.10	\$ 353,528
Medium-with Bypass	94,938	\$5.56	\$ 528,221
Large-with Bypass	526,880	\$5.10	\$ 2,689,649
Wholesale	35,135	\$3.83	\$ 134,621
			<u>\$ 17,105,903</u>
Fire Protection:			
Public Hydrants	2,357.00	\$164.05	\$ 1,546,663
# bills	32.00	\$8.80	\$ 282
			<u>\$ 1,546,945</u>
Private Fire Protection			
4 in	97.00	\$22.02	\$ 8,542
6 in	200.00	\$58.37	\$ 46,699
8 in	84.00	\$121.08	\$ 40,682
10 in	17.00	\$215.40	\$ 14,647
12 in	1.00	\$346.12	\$ 1,384
hydrant	635.00	\$58.37	\$ 148,268
			<u>\$ 260,223</u>
Total			\$ 20,788,655
Plus: Misc Revenues			\$ 330,651
Pro Forma Revenue			\$ 21,119,306

RATE YEAR BILLING COSTS
AS RESULT OF TRANSTION TO MONTHLY BILLING
Kent County Water Authority

DGB Schedule-1.2

Proposed Costs

<u>Billings</u>	<u>Cost Per Bill</u>	<u>Amount</u>
Processing		
27267/Month	0.1225	\$ 40,025.16
Postage		
27267/Month	0.36	<u>\$ 117,793.44</u>
Proposed Cost per Year		\$ 157,818.60

Current Costs

<u>Billings</u>	<u>Cost Per Bill</u>	<u>Amount</u>
Processing		
27228/Qtr	0.1225	\$ 13,341.72
39/Month	0.1225	\$ 57.33
Postage		
27228/Qtr	0.36	\$ 39,208.32
39/Month	0.36	\$ 168.48
Current Cost per Year		\$ 52,775.85

Increased cost for Monthly Billing \$ 105,042.75

CUSTOMER SERVICE UNITS
AS RESULT OF TRANSITION TO MONTHLY BILLING
Kent County Water Authority

Existing Total Counts			Existing	Proposed			Billing Dates			
Total	Monthly	QTR	Jul-21	Aug-21	Sep-21	Oct-21	jan	apr	jul	oct
10179	316	9863	q	m	m	m	jan	apr	jul	oct
8548	316	8232	*	q	m	m	feb	may	aug	nov
9172	316	8856	*	*	q	m	mar	jun	sept	dec

Proposed Total counts				
Monthly	316	10,179	18,411	27,267
Quarterly	26,951	17,088	8,856	
	<u>27,267</u>	<u>27,267</u>	<u>27,267</u>	<u>27,267</u>

Counts by Meter Size

Proposed Monthly
CUSTOMERS BILLED

-				
BY METER SIZE				
5/8 & 3/4	5	8,297	15,592	22,426
1	1	1,351	2,104	3,693
1 1/2	9	89	166	344
2	8	149	256	511
3	11	11	11	11
4	97	97	97	97
6	101	101	101	101
8 & up	84	84	84	84
	<u>316</u>	<u>10,179</u>	<u>18,411</u>	<u>27,267</u>

Proposed Quarterly
CUSTOMERS BILLED

-				
BY METER SIZE				
5/8 & 3/4	22,421	14129	6834	0
1	3,692	2342	1589	0
1 1/2	335	255	178	0
2	503	362	255	0
3	-	0	0	0
4	-	0	0	0
6	-	0	0	0
8 & up	-	0	0	0
	<u>26,951</u>	<u>17088</u>	<u>8856</u>	<u>0</u>

Total Annual Bills

-				
BY METER SIZE				
5/8 & 3/4	89,744	156,080	214,440	269,112
1	14,780	25,580	31,604	44,316
1 1/2	1,448	2,088	2,704	4,128
2	2,108	3,236	4,092	6,132
3	132	132	132	132
4	1,164	1,164	1,164	1,164
6	1,212	1,212	1,212	1,212
8 & up	1,008	1,008	1,008	1,008
	<u>111,596</u>	<u>190,500</u>	<u>256,356</u>	<u>327,204</u>

CURRENT CUSTOMER SERVICE UNITS
(After Lrg Meter transition)

DGB Schedule-2.1

BY BILLING CYCLE

Kent County Water Authority

Total QTR & MONTHLY # CUSTOMERS BILLED	Cycle 1	Cycle 2	Cycle 3
	10,179	8,548	9,172

BY METER SIZE

5/8 & 3/4	8,297	7,300	6,839
1	1,351	754	1,590
1 1/2	89	86	187
2	149	115	263
3	11	11	11
4	97	97	97
6	101	101	101
8 & up	84	84	84

Existing Monthly # CUSTOMERS BILLED	Cycle 1	Cycle 2	Cycle 3
	316	316	316

BY METER SIZE

5/8 & 3/4	5	5	5
1	1	1	1
1 1/2	9	9	9
2	8	8	8
3	11	11	11
4	97	97	97
6	101	101	101
8 & up	84	84	84

Existing Quarterly # CUSTOMERS BILLED	Cycle 1	Cycle 2	Cycle 3	Total Monthly	Total Count
	9,863	8,232	8,856	316	27,267

BY METER SIZE

5/8 & 3/4	8,292	7,295	6,834	5	22,426
1	1,350	753	1,589	1	3,693
1 1/2	80	77	178	9	344
2	141	107	255	8	511
3	-	-	-	11	11
4	-	-	-	97	97
6	-	-	-	101	101
8 & up	-	-	-	84	84

CURRENT CUSTOMER SERVICE UNITS

DGB Schedule-2.2

BY BILLING CYCLE

Kent County Water Authority

Total QTR & MONTHLY # CUSTOMERS BILLED	Cycle 1	Cycle 2	Cycle 3
	9,976	8,327	9,042

BY METER SIZE

5/8 & 3/4	8,297	7,300	6,839
1	1,351	754	1,590
1 1/2	89	86	187
2	149	115	263
3	4	4	5
4	20	29	54
6	28	24	63
8 & up	38	15	41

Existing Monthly # CUSTOMERS BILLED	Cycle 1	Cycle 2	Cycle 3
	39	39	39

BY METER SIZE

5/8 & 3/4	5	5	5
1	1	1	1
1 1/2	9	9	9
2	8	8	8
3	1	1	1
4	3	3	3
6	7	7	7
8 & up	5	5	5

Existing Quarterly # CUSTOMERS BILLED	Cycle 1	Cycle 2	Cycle 3	Total Monthly	Total Count
	9,937	8,288	9,003	39	27,267

BY METER SIZE

5/8 & 3/4	8,292	7,295	6,834	5	22,426
1	1,350	753	1,589	1	3,693
1 1/2	80	77	178	9	344
2	141	107	255	8	511
3	3	3	4	1	11
4	17	26	51	3	97
6	21	17	56	7	101
8 & up	33	10	36	5	84

DGB Schedules-3.0 through 6.0
Transition to Monthly billing
Cycle 1 monthly beginning
billed August 2021

DETERMINATION OF PROPOSED SERVICE CHARGES

DGB Schedule-3.0

Kent County Water Authority

Transition to Monthly billing

Cycle 1 monthly beginning

billed August 2021

Cust Srvc
Portion Fire Srvc
Portion

Billing Charges

Billing Charges (ALLOCATION APPROVED IN DOCKET 5012)	\$ 985,029		\$ 924,211	\$ 60,818
No. of Bills	<u>203,036</u>	schedule 3.1	190,500	12,536
Rate per Bill	<u>\$ 4.85</u>			

Meter/Service Charges

Meter/Service Charges (ALLOCATION APPROVED IN DOCKET 5012)	\$ 927,661	
No. of EQ. Meters	<u>37,753</u>	schedule 3.2
Rate per Eq. Meter/Yr	<u>\$ 24.57</u>	

Size	Rate per Equivalent	Meter Charge
5/8 & 3/4	1.00	\$ 24.57
1	1.80	\$ 44.23
1 1/2	3.30	\$ 81.09
2	4.60	\$ 113.03
3	6.30	\$ 154.80
4	9.60	\$ 235.89
6	16.90	\$ 415.26
8 & up	29.60	\$ 727.33

Total Service Charges per Quarter

Size	Meter/Service Charge	Billing Charge	Total Meter/Service Charge
5/8 & 3/4	\$ 6.14	\$ 4.85	\$ 10.99
1	\$ 11.06	\$ 4.85	\$ 15.91
1 1/2	\$ 20.27	\$ 4.85	\$ 25.12
2	\$ 28.26	\$ 4.85	\$ 33.11
3	\$ 38.70	\$ 4.85	\$ 43.55
4	\$ 58.97	\$ 4.85	\$ 63.82
6	\$ 103.82	\$ 4.85	\$ 108.67
8 & up	\$ 181.83	\$ 4.85	\$ 186.68

Total Service Charges per Month

Size	Meter/Service Charge	Billing Charge	Total Meter/Service Charge
5/8 & 3/4	\$ 2.05	\$ 4.85	\$ 6.90
1	\$ 3.69	\$ 4.85	\$ 8.54
1 1/2	\$ 6.76	\$ 4.85	\$ 11.61
2	\$ 9.42	\$ 4.85	\$ 14.27
3	\$ 12.90	\$ 4.85	\$ 17.75
4	\$ 19.66	\$ 4.85	\$ 24.51
6	\$ 34.61	\$ 4.85	\$ 39.46
8 & up	\$ 60.61	\$ 4.85	\$ 65.46

ALLOCATION OF CUSTOMER SERVICE UNITS

Kent County Water Authority

DGB Schedule-3.1
*Transition to Monthly billing
 Cycle 1 monthly beginning
 billed August 2021*

<u>Quarterly</u>	<u>Number of Meters *</u>	<u>Number of Bills</u>	
5/8 & 3/4	14,129	56,516	
1	2,342	9,368	
1 1/2	255	1,020	
2	362	1,448	
3	-	-	
4	-	-	
6	-	-	
8 & up	-	-	
<u>Monthly</u>			
5/8 & 3/4	8,297	99,564	
1	1,351	16,212	
1 1/2	89	1,068	
2	149	1,788	
3	11	132	
4	97	1,164	
6	101	1,212	
8 & up	84	1,008	
 TOTAL			
5/8 & 3/4	22,426	156,080	
1	3,693	25,580	
1 1/2	344	2,088	
2	511	3,236	
3	11	132	
4	97	1,164	
6	101	1,212	
8 & up	84	1,008	
	<hr/>	<hr/>	
	27,267	190,500	
Private fire		128	Schedule 6.0 x 4
Public fire		12,408	Schedule 4.1 x 12
	<hr/>	<hr/>	
	27,267	203,036	

*Totals from DGB Schedule 2.0

DETERMINATION OF EQUIVALENT METERS

DGB Schedule-3.2

Kent County Water Authority

Transition to Monthly billing

Cycle 1 monthly begining

billed August 2021

Meter size	(Schedule 2.0) Number	Equivalance Factor	Equivalent Meters (5/8)
5/8 & 3/4	22,426	1.00	22,426
1	3,693	1.80	6,647
1 1/2	344	3.30	1,135
2	511	4.60	2,351
3	11	6.30	69
4	97	9.60	931
6	101	16.90	1,707
8 & up	84	29.60	2,486
	<u>27,267</u>		<u>37,753</u>

DETERMINATION OF FIRE SERVICE CHARGES

DGB Schedule-4.0

Kent County Water Authority *Transition to Monthly billing
Cycle 1 monthly begining
billed August 2021*

<u>PUBLIC FIRE PROTECTION</u>			CALCULATED <u>CHARGE</u>
PUBLIC FIRE ALLOCATION (ALLOCATION APPROVED IN DOCKET 5012)		\$ 1,546,707.65	
-----	=	-----	= \$656.22
NUMBER OF PUBLIC HYDRANTS	schedule 4.1	2,357.00	
	TOTAL QUARTERLY		\$164.05
	+ BILLING		\$ 4.85

PRIVATE FIRE PROTECTION

PRIVATE FIRE ALLOCATION (ALLOCATION APPROVED IN DOCKET 5012)		\$ 744,279.46	
-----	=	-----	= \$5.98 /EQUIV.
NO. OF EQUIV. UNITS	schedule 4.1	124,527.84	

<u>SIZE (IN)</u>	<u>DEMAND FACTOR</u>	<u>ANNUAL CHARGE</u>	<u>MONTHLY CHARGE</u>	<u>BILLING CHARGE</u>	<u>CALCULATED CHARGE</u>
4	38.32	\$229.03	\$19.09	\$ 4.85	\$23.94
6	111.31	\$665.28	\$55.44	\$ 4.85	\$60.29
8	237.21	\$1,417.74	\$118.14	\$ 4.85	\$123.00
10	426.58	\$2,549.59	\$212.47	\$ 4.85	\$217.32
12	689.04	\$4,118.28	\$343.19	\$ 4.85	\$348.04
HYDRANTS	111.31	\$665.28	\$55.44	\$ 4.85	\$60.29

PUBLIC AND PRIVATE FIRE SERVICE COUNTS

Kent County Water Authority

DGB Schedule-4.1

Transition to Monthly billing

Cycle 1 monthly begining

billed August 2021

Total
Per Docket 5012

PUBLIC FIRE SERVICE

Hydrants 2,357.00

PRIVATE FIRE SERVICE

SIZE (IN)		<u>DEMAND FACTOR (1)</u>	<u>NO. OF EQUIVS.</u>
4	97	38.32	3,716.97
6	200	111.31	22,262.18
8	84	237.21	19,925.35
10	17	426.58	7,251.85
12	1	689.04	689.04
HYDRANTS	<u>635</u>	111.31	<u>70,682.44</u>
TOTAL-PRIV.	1034		124,527.84
	=====		
GRAND TOTALS	3,391.00		

COMPARISON TO CURRENT RATES

Kent County Water Authority

DGB Schedule-5.0
Transition to Monthly billing
Cycle 1 monthly beginning
billed August 2021

		<u>Current</u>	<u>Proposed</u>	<u>\$ Change</u>	<u>% Change</u>
<u>METERED RATES</u>					
	Small (5/8-2" meters) Single Register	\$5.235	\$5.235	\$0.000	0.00%
	Medium (3&4" meters) Single Register	\$5.564	\$5.564	\$0.000	0.00%
	Large (6" & up meters) Single Register	\$5.105	\$5.105	\$0.000	0.00%
	Medium Compound Meters with Bypass	\$5.564	\$5.564	\$0.000	0.00%
	Large Compound Meters with Bypass	\$5.105	\$5.105	\$0.000	0.00%
	Wholesale	\$3.832	\$3.832	\$0.000	0.00%
<u>SERVICE CHARGES</u>					
Quarterly	5/8 & 3/4	\$15.10	\$ 10.99	(\$4.110)	-27.22%
	1	\$20.14	\$ 15.91	(\$4.230)	-21.00%
	1 1/2	\$29.59	\$ 25.12	(\$4.470)	-15.11%
	2	\$37.77	\$ 33.11	(\$4.660)	-12.34%
	3	\$48.48	\$ 43.55	(\$4.930)	-10.17%
	4	\$69.27	\$ 63.82	(\$5.450)	-7.87%
	6	\$115.26	\$ 108.67	(\$6.590)	-5.72%
	8 & up	\$195.27	\$ 186.68	(\$8.590)	-4.40%
		\$0.00	\$ -		
Monthly	5/8 & 3/4	\$10.90	\$ 6.90	(\$4.000)	-36.70%
	1	\$12.58	\$ 8.54	(\$4.040)	-32.11%
	1 1/2	\$15.73	\$ 11.61	(\$4.120)	-26.19%
	2	\$18.46	\$ 14.27	(\$4.190)	-22.70%
	3	\$22.03	\$ 17.75	(\$4.280)	-19.43%
	4	\$28.96	\$ 24.51	(\$4.450)	-15.37%
	6	\$44.28	\$ 39.46	(\$4.820)	-10.89%
	8 & up	\$70.95	\$ 65.46	(\$5.490)	-7.74%
<u>FIRE CHARGES</u>					
		<u>Current</u>	<u>Proposed</u>	<u>\$ Change</u>	<u>% Change</u>
<u>Fire Service (per quarter)</u>					
Public	/hydrant	\$164.05	\$164.05	\$0.000	0.00%
	/bill	\$8.80	\$4.85	(\$3.950)	-44.89%
Private (per month)					
Current rate presented monthly	4 in	\$22.02	\$23.94	\$1.923	8.74%
by using 1/3 of the Current Qtr rate	6 in	\$58.37	\$60.29	\$1.917	3.28%
	8 in	\$121.08	\$123.00	\$1.923	1.59%
	10 in	\$215.40	\$217.32	\$1.923	0.89%
	12 in	\$346.12	\$348.04	\$1.917	0.55%
	hydrant	\$58.37	\$60.29	\$1.917	3.28%

REVENUE RECONCILIATION
Kent County Water Authority

DGB Schedule-6.0
Transition to Monthly billing
Cycle 1 monthly beginning
billed August 2021

Service Charge:

<----- Current ----->

<----- Proposed ----->

<u>Quarterly</u>	<u>Number</u>	<u>Rate</u>	<u>Revenue</u>		<u>Rate</u>	<u>Revenue</u>
5/8 & 3/4	56,516	\$15.10	\$ 853,392	\$	10.99	\$ 621,111
1	9,368	\$20.14	\$ 188,672	\$	15.91	\$ 149,045
1 1/2	1,020	\$29.59	\$ 30,182	\$	25.12	\$ 25,622
2	1,448	\$37.77	\$ 54,691	\$	33.11	\$ 47,943
3	-	\$48.48	\$ -	\$	43.55	\$ -
4	-	\$69.27	\$ -	\$	63.82	\$ -
6	-	\$115.26	\$ -	\$	108.67	\$ -
8 & up	-	\$195.27	\$ -	\$	186.68	\$ -
<u>Monthly</u>						
5/8 & 3/4	99,564	\$10.90	\$ 1,085,248	\$	6.90	\$ 686,992
1	16,212	\$12.58	\$ 203,947	\$	8.54	\$ 138,450
1 1/2	1,068	\$15.73	\$ 16,800	\$	11.61	\$ 12,399
2	1,788	\$18.46	\$ 33,006	\$	14.27	\$ 25,515
3	132	\$22.03	\$ 2,908	\$	17.75	\$ 2,343
4	1,164	\$28.96	\$ 33,709	\$	24.51	\$ 28,530
6	1,212	\$44.28	\$ 53,667	\$	39.46	\$ 47,826
8 & up	1,008	\$70.95	\$ 71,518	\$	65.46	\$ 65,984

<----- Current ----->

<----- Proposed ----->

	<u>Number</u>	<u>Rate</u>	<u>Revenue</u>		<u>Rate</u>	<u>Revenue</u>
Consumption Charge:	100/cu.ft.					
Proposed						
Small-Single Register	2,523,356	\$5.23	\$ 13,209,226	\$	\$5.23	\$ 13,209,226
Medium-Single Register	34,267	\$5.56	\$ 190,658	\$	\$5.56	\$ 190,658
Large-Single Register	69,253	\$5.10	\$ 353,528	\$	\$5.10	\$ 353,528
Medium-with Bypass	94,938	\$5.56	\$ 528,221	\$	\$5.56	\$ 528,221
Large-with Bypass	526,880	\$5.10	\$ 2,689,649	\$	\$5.10	\$ 2,689,649
Wholesale	35,135	\$3.83	\$ 134,621	\$	\$3.83	\$ 134,621
Fire Protection:						
Public Hydrants	2,357.00	\$164.05	\$ 1,546,663	\$	\$164.05	\$ 1,546,663
# bills	32.00	\$8.80	\$ 282	\$	\$4.85	\$ 155
Private Fire Protection						
4 in	97.00	\$22.02	\$ 25,627	\$	\$23.94	\$ 27,866
6 in	200.00	\$58.37	\$ 140,096	\$	\$60.29	\$ 144,696
8 in	84.00	\$121.08	\$ 122,045	\$	\$123.00	\$ 123,984
10 in	17.00	\$215.40	\$ 43,941	\$	\$217.32	\$ 44,333
12 in	1.00	\$346.12	\$ 4,153	\$	\$348.04	\$ 4,176
hydrant	635.00	\$58.37	\$ 444,805	\$	\$60.29	\$ 459,410
			=====			=====
Total			\$ 22,061,255	\$		\$ 21,308,947
Plus: Misc Revenues			\$ 330,651	\$		\$ 330,651
			=====			=====
Pro Forma Revenue			\$ 22,391,906	\$		\$ 21,639,598
Required Revenue			\$ 21,634,379	\$		\$ 21,634,379
Difference			\$ 757,527	\$		\$ 5,219

DGB Schedules-3.0 through 6.0
Transition to Monthly billing
Cycle 2 monthly beginning
billed September 2021

DETERMINATION OF PROPOSED SERVICE CHARGES

DGB Schedule-3.0

Kent County Water Authority

Transition to Monthly billing

Cycle 2 monthly beginning

billed September 2021

Billing Charges

Cust Srvc
Portion Fire Srvc
Portion

Billing Charges (ALLOCATION APPROVED IN DOCKET 5012)	\$ 985,029		\$ 939,106	\$ 45,923
No. of Bills	<u>268,892</u>	schedule 3.1	256,356	12,536
Rate per Bill	<u>\$ 3.66</u>			

Meter/Service Charges

Meter/Service Charges (ALLOCATION APPROVED IN DOCKET 5012)	\$ 927,661	
No. of EQ. Meters	<u>37,753</u>	schedule 3.2
Rate per Eq. Meter/Yr	<u>\$ 24.57</u>	

<u>Size</u>	<u>Rate per Equivalent</u>	<u>Meter Charge</u>
5/8 & 3/4	1.00	\$ 24.57
1	1.80	\$ 44.23
1 1/2	3.30	\$ 81.09
2	4.60	\$ 113.03
3	6.30	\$ 154.80
4	9.60	\$ 235.89
6	16.90	\$ 415.26
8 & up	29.60	\$ 727.33

Total Service Charges per Quarter

<u>Size</u>	<u>Meter/Service Charge</u>	<u>Billing Charge</u>	<u>Total Meter/Service Charge</u>
5/8 & 3/4	\$ 6.14	\$ 3.66	\$ 9.81
1	\$ 11.06	\$ 3.66	\$ 14.72
1 1/2	\$ 20.27	\$ 3.66	\$ 23.94
2	\$ 28.26	\$ 3.66	\$ 31.92
3	\$ 38.70	\$ 3.66	\$ 42.36
4	\$ 58.97	\$ 3.66	\$ 62.64
6	\$ 103.82	\$ 3.66	\$ 107.48
8 & up	\$ 181.83	\$ 3.66	\$ 185.49

Total Service Charges per Month

<u>Size</u>	<u>Meter/Service Charge</u>	<u>Billing Charge</u>	<u>Total Meter/Service Charge</u>
5/8 & 3/4	\$ 2.05	\$ 3.66	\$ 5.71
1	\$ 3.69	\$ 3.66	\$ 7.35
1 1/2	\$ 6.76	\$ 3.66	\$ 10.42
2	\$ 9.42	\$ 3.66	\$ 13.08
3	\$ 12.90	\$ 3.66	\$ 16.56
4	\$ 19.66	\$ 3.66	\$ 23.32
6	\$ 34.61	\$ 3.66	\$ 38.27
8 & up	\$ 60.61	\$ 3.66	\$ 64.27

ALLOCATION OF CUSTOMER SERVICE UNITS

Kent County Water Authority

DGB Schedule-3.1
*Transition to Monthly billing
 Cycle 2 monthly beginning
 billed September 2021*

<u>Quarterly</u>	<u>Number of Meters *</u>	<u>Number of Bills</u>	
5/8 & 3/4	6,834	27,336	
1	1,589	6,356	
1 1/2	178	712	
2	255	1,020	
3	-	-	
4	-	-	
6	-	-	
8 & up	-	-	
<u>Monthly</u>			
5/8 & 3/4	15,592	187,104	
1	2,104	25,248	
1 1/2	166	1,992	
2	256	3,072	
3	11	132	
4	97	1,164	
6	101	1,212	
8 & up	84	1,008	
 TOTAL			
5/8 & 3/4	22,426	214,440	
1	3,693	31,604	
1 1/2	344	2,704	
2	511	4,092	
3	11	132	
4	97	1,164	
6	101	1,212	
8 & up	84	1,008	
	<hr/>	<hr/>	
	27,267	256,356	
Private fire		128	Schedule 6.0 x 4
Public fire		12,408	Schedule 4.1 x 12
	<hr/>	<hr/>	
	27,267	268,892	

*Totals from DGB Schedule 2.0

DETERMINATION OF EQUIVALENT METERS

DGB Schedule-3.2

Kent County Water Authority

Transition to Monthly billing

Cycle 2 monthly begining

billed September 2021

Meter size	(Schedule 2.0) Number	Equivalance Factor	Equivalent Meters (5/8)
5/8 & 3/4	22,426	1.00	22,426
1	3,693	1.80	6,647
1 1/2	344	3.30	1,135
2	511	4.60	2,351
3	11	6.30	69
4	97	9.60	931
6	101	16.90	1,707
8 & up	84	29.60	2,486
	<u>27,267</u>		<u>37,753</u>

DETERMINATION OF FIRE SERVICE CHARGES

DGB Schedule-4.0

Kent County Water Authority *Transition to Monthly billing
Cycle 2 monthly begining
billed September 2021*

<u>PUBLIC FIRE PROTECTION</u>		<u>CALCULATED CHARGE</u>	
PUBLIC FIRE ALLOCATION (ALLOCATION APPROVED IN DOCKET 5012)	\$	1,546,707.65	
----- =		----- =	\$656.22
NUMBER OF PUBLIC HYDRANTS	schedule 4.1	2,357.00	
	TOTAL QUARTERLY		\$164.05
	+ BILLING		\$ 3.66

PRIVATE FIRE PROTECTION

PRIVATE FIRE ALLOCATION (ALLOCATION APPROVED IN DOCKET 5012)	\$	744,279.46	
----- =		----- =	\$5.98 /EQUIV.
NO. OF EQUIV. UNITS	schedule 4.1	124,527.84	

<u>SIZE (IN)</u>	<u>DEMAND FACTOR</u>	<u>ANNUAL CHARGE</u>	<u>MONTHLY CHARGE</u>	<u>BILLING CHARGE</u>	<u>CALCULATED CHARGE</u>
4	38.32	\$229.03	\$19.09	\$ 3.66	\$22.75
6	111.31	\$665.28	\$55.44	\$ 3.66	\$59.10
8	237.21	\$1,417.74	\$118.14	\$ 3.66	\$121.81
10	426.58	\$2,549.59	\$212.47	\$ 3.66	\$216.13
12	689.04	\$4,118.28	\$343.19	\$ 3.66	\$346.85
HYDRANTS	111.31	\$665.28	\$55.44	\$ 3.66	\$59.10

PUBLIC AND PRIVATE FIRE SERVICE COUNTS

Kent County Water Authority

DGB Schedule-4.1

Transition to Monthly billing

Cycle 2 monthly begining

billed September 2021

Total

Per Docket 5012

PUBLIC FIRE SERVICE

Hydrants 2,357.00

PRIVATE FIRE SERVICE

SIZE (IN)

		<u>DEMAND</u>	<u>NO. OF</u>
		<u>FACTOR (1)</u>	<u>EQUIVS.</u>
4	97	38.32	3,716.97
6	200	111.31	22,262.18
8	84	237.21	19,925.35
10	17	426.58	7,251.85
12	1	689.04	689.04

HYDRANTS	635	111.31	<u>70,682.44</u>
----------	-----	--------	------------------

TOTAL-PRIV.	1034		<u>124,527.84</u>
-------------	------	--	-------------------

=====

GRAND TOTALS 3,391.00

COMPARISON TO CURRENT RATES

Kent County Water Authority

DGB Schedule-5.0
Transition to Monthly billing
Cycle 2 monthly beginning
billed September 2021

		<u>Current</u>	<u>Proposed</u>	<u>\$ Change</u>	<u>% Change</u>
<u>METERED RATES</u>					
	Small (5/8-2" meters) Single Register	\$5.235	\$5.235	\$0.000	0.00%
	Medium (3&4" meters) Single Register	\$5.564	\$5.564	\$0.000	0.00%
	Large (6" & up meters) Single Register	\$5.105	\$5.105	\$0.000	0.00%
	Medium Compound Meters with Bypass	\$5.564	\$5.564	\$0.000	0.00%
	Large Compound Meters with Bypass	\$5.105	\$5.105	\$0.000	0.00%
	Wholesale	\$3.832	\$3.832	\$0.000	0.00%
<u>SERVICE CHARGES</u>					
Quarterly	5/8 & 3/4	\$15.10	\$ 9.81	(\$5.290)	-35.03%
	1	\$20.14	\$ 14.72	(\$5.420)	-26.91%
	1 1/2	\$29.59	\$ 23.94	(\$5.650)	-19.09%
	2	\$37.77	\$ 31.92	(\$5.850)	-15.49%
	3	\$48.48	\$ 42.36	(\$6.120)	-12.62%
	4	\$69.27	\$ 62.64	(\$6.630)	-9.57%
	6	\$115.26	\$ 107.48	(\$7.780)	-6.75%
	8 & up	\$195.27	\$ 185.49	(\$9.780)	-5.01%
		\$0.00	\$ -		
Monthly	5/8 & 3/4	\$10.90	\$ 5.71	(\$5.190)	-47.61%
	1	\$12.58	\$ 7.35	(\$5.230)	-41.57%
	1 1/2	\$15.73	\$ 10.42	(\$5.310)	-33.76%
	2	\$18.46	\$ 13.08	(\$5.380)	-29.14%
	3	\$22.03	\$ 16.56	(\$5.470)	-24.83%
	4	\$28.96	\$ 23.32	(\$5.640)	-19.48%
	6	\$44.28	\$ 38.27	(\$6.010)	-13.57%
	8 & up	\$70.95	\$ 64.27	(\$6.680)	-9.42%
<u>FIRE CHARGES</u>					
	<u>Fire Service (per quarter)</u>	<u>Current</u>	<u>Proposed</u>	<u>\$ Change</u>	<u>% Change</u>
Public	/hydrant	\$164.05	\$164.05	\$0.000	0.00%
	/bill	\$8.80	\$3.66	(\$5.140)	-58.41%
Private (per month)					
Current rate presented monthly by using 1/3 of the Current Qtr rate	4 in	\$22.02	\$22.75	\$0.733	3.33%
	6 in	\$58.37	\$59.10	\$0.727	1.24%
	8 in	\$121.08	\$121.81	\$0.733	0.61%
	10 in	\$215.40	\$216.13	\$0.733	0.34%
	12 in	\$346.12	\$346.85	\$0.727	0.21%
	hydrant	\$58.37	\$59.10	\$0.727	1.24%

REVENUE RECONCILIATION
Kent County Water Authority

DGB Schedule-6.0
Transition to Monthly billing
Cycle 2 monthly beginning
billed September 2021

Service Charge:

<----- Current ----->

<----- Proposed ----->

<u>Quarterly</u>	<u>Number</u>	<u>Rate</u>	<u>Revenue</u>		<u>Rate</u>	<u>Revenue</u>
5/8 & 3/4	27,336	\$15.10	\$ 412,774	\$	9.81	\$ 268,166
1	6,356	\$20.14	\$ 128,010	\$	14.72	\$ 93,560
1 1/2	712	\$29.59	\$ 21,068	\$	23.94	\$ 17,045
2	1,020	\$37.77	\$ 38,525	\$	31.92	\$ 32,558
3	-	\$48.48	\$ -	\$	42.36	\$ -
4	-	\$69.27	\$ -	\$	62.64	\$ -
6	-	\$115.26	\$ -	\$	107.48	\$ -
8 & up	-	\$195.27	\$ -	\$	185.49	\$ -
<u>Monthly</u>						
5/8 & 3/4	187,104	\$10.90	\$ 2,039,434	\$	5.71	\$ 1,068,364
1	25,248	\$12.58	\$ 317,620	\$	7.35	\$ 185,573
1 1/2	1,992	\$15.73	\$ 31,334	\$	10.42	\$ 20,757
2	3,072	\$18.46	\$ 56,709	\$	13.08	\$ 40,182
3	132	\$22.03	\$ 2,908	\$	16.56	\$ 2,186
4	1,164	\$28.96	\$ 33,709	\$	23.32	\$ 27,144
6	1,212	\$44.28	\$ 53,667	\$	38.27	\$ 46,383
8 & up	1,008	\$70.95	\$ 71,518	\$	64.27	\$ 64,784

	<u>Number</u>		<u>Rate</u>	<u>Revenue</u>		<u>Rate</u>	<u>Revenue</u>
Consumption Charge:	100/cu.ft.						
Proposed							
Small-Single Register	2,523,356	\$5.23	\$ 13,209,226	\$	\$5.23	\$ 13,209,226	
Medium-Single Register	34,267	\$5.56	\$ 190,658	\$	\$5.56	\$ 190,658	
Large-Single Register	69,253	\$5.10	\$ 353,528	\$	\$5.10	\$ 353,528	
Medium-with Bypass	94,938	\$5.56	\$ 528,221	\$	\$5.56	\$ 528,221	
Large-with Bypass	526,880	\$5.10	\$ 2,689,649	\$	\$5.10	\$ 2,689,649	
Wholesale	35,135	\$3.83	\$ 134,621	\$	\$3.83	\$ 134,621	
Fire Protection:							
Public Hydrants	2,357.00	\$164.05	\$ 1,546,663	\$	\$164.05	\$ 1,546,663	
# bills	32.00	\$8.80	\$ 282	\$	\$3.66	\$ 117	
Private Fire Protection							
4 in	97.00	\$22.02	\$ 2,162	\$	\$22.75	\$ 2,218	
6 in	200.00	\$58.37	\$ 11,674	\$	\$59.10	\$ 11,820	
8 in	84.00	\$121.08	\$ 10,173	\$	\$121.81	\$ 10,248	
10 in	17.00	\$215.40	\$ 3,662	\$	\$216.13	\$ 3,674	
12 in	1.00	\$346.12	\$ 346	\$	\$346.85	\$ 347	
hydrant	635.00	\$58.37	\$ 36,855	\$	\$59.10	\$ 37,445	
			=====			=====	
Total			\$ 22,640,792	\$	\$ 21,309,087		
Plus: Misc Revenues			\$ 330,651	\$	\$ 330,651		
			=====			=====	
Pro Forma Revenue			\$ 22,971,443	\$	\$ 21,639,738		
Required Revenue			\$ 21,634,379	\$	\$ 21,634,379		
Difference			\$ 1,337,064	\$	\$ 5,359		

DGB Schedules-3.0 through 6.0
Transition to Monthly billing
Total monthly
billed October 2021

DETERMINATION OF PROPOSED SERVICE CHARGES

DGB Schedule-3.0

Kent County Water Authority

Transition to Monthly billing

Total monthly

billed October 2021

Billing Charges

Cust Srvc Portion Fire Srvc Portion

Billing Charges (ALLOCATION APPROVED IN DOCKET 5012)	\$ 985,029		\$ 948,683	\$ 36,346
No. of Bills	339,740	schedule 3.1	327,204	12,536
Rate per Bill	<u>\$ 2.90</u>			

Meter/Service Charges

Meter/Service Charges (ALLOCATION APPROVED IN DOCKET 5012)	\$ 927,661	
No. of EQ. Meters	37,753	schedule 3.2
Rate per Eq. Meter/Yr	<u>\$ 24.57</u>	

Size	Rate per Equivalent	Meter Charge
5/8 & 3/4	1.00	\$ 24.57
1	1.80	\$ 44.23
1 1/2	3.30	\$ 81.09
2	4.60	\$ 113.03
3	6.30	\$ 154.80
4	9.60	\$ 235.89
6	16.90	\$ 415.26
8 & up	29.60	\$ 727.33

Total Service Charges per Month

Size	Meter/Service Charge	Billing Charge	Total Meter/Service Charge
5/8 & 3/4	\$ 2.05	\$ 2.90	\$ 4.95
1	\$ 3.69	\$ 2.90	\$ 6.59
1 1/2	\$ 6.76	\$ 2.90	\$ 9.66
2	\$ 9.42	\$ 2.90	\$ 12.32
3	\$ 12.90	\$ 2.90	\$ 15.80
4	\$ 19.66	\$ 2.90	\$ 22.56
6	\$ 34.61	\$ 2.90	\$ 37.50
8 & up	\$ 60.61	\$ 2.90	\$ 63.51

ALLOCATION OF CUSTOMER SERVICE UNITS

Kent County Water Authority

DGB Schedule-3.1
 Transition to Monthly billing
 Total monthly
 billed October 2021

<u>Quarterly</u>	<u>Number of Meters *</u>	<u>Number of Bills</u>	
5/8 & 3/4	-	-	
1	-	-	
1 1/2	-	-	
2	-	-	
3	-	-	
4	-	-	
6	-	-	
8 & up	-	-	
<u>Monthly</u>			
5/8 & 3/4	22,426	269,112	
1	3,693	44,316	
1 1/2	344	4,128	
2	511	6,132	
3	11	132	
4	97	1,164	
6	101	1,212	
8 & up	84	1,008	
 TOTAL			
5/8 & 3/4	22,426	269,112	
1	3,693	44,316	
1 1/2	344	4,128	
2	511	6,132	
3	11	132	
4	97	1,164	
6	101	1,212	
8 & up	84	1,008	
	<hr/> 27,267	<hr/> 327,204	
Private fire		128	Schedule 6.0 x 4
Public fire		12,408	Schedule 4.1 x 12
	<hr/> 27,267	<hr/> 339,740	

*Totals from DGB Schedule 2.0

DETERMINATION OF EQUIVALENT METERS

DGB Schedule-3.2

Kent County Water Authority

Transition to Monthly billing

Total monthly

billed October 2021

Meter size	(Schedule 2.0) Number	Equivalance Factor	Equivalent Meters (5/8)
5/8 & 3/4	22,426	1.00	22,426
1	3,693	1.80	6,647
1 1/2	344	3.30	1,135
2	511	4.60	2,351
3	11	6.30	69
4	97	9.60	931
6	101	16.90	1,707
8 & up	84	29.60	2,486
	<u>27,267</u>		<u>37,753</u>

DETERMINATION OF FIRE SERVICE CHARGES

DGB Schedule-4.0

Kent County Water Authority *Transition to Monthly billing*

*Total monthly
billed October 2021*

<u>PUBLIC FIRE PROTECTION</u>		<u>CALCULATED CHARGE</u>	
PUBLIC FIRE ALLOCATION (ALLOCATION APPROVED IN DOCKET 5012)	\$	1,546,707.65	
----- =		----- =	\$656.22
NUMBER OF PUBLIC HYDRANTS	schedule 4.1	2,357.00	
	TOTAL QUARTERLY		\$164.05
	+ BILLING		\$ 2.90

PRIVATE FIRE PROTECTION

PRIVATE FIRE ALLOCATION (ALLOCATION APPROVED IN DOCKET 5012)	\$	744,279.46	
----- =		----- =	\$5.98 /EQUIV.
NO. OF EQUIV. UNITS	schedule 4.1	124,527.84	

<u>SIZE (IN)</u>	<u>DEMAND FACTOR</u>	<u>ANNUAL CHARGE</u>	<u>MONTHLY CHARGE</u>	<u>BILLING CHARGE</u>	<u>CALCULATED CHARGE</u>
4	38.32	\$229.03	\$19.09	\$ 2.90	\$21.98
6	111.31	\$665.28	\$55.44	\$ 2.90	\$58.34
8	237.21	\$1,417.74	\$118.14	\$ 2.90	\$121.04
10	426.58	\$2,549.59	\$212.47	\$ 2.90	\$215.36
12	689.04	\$4,118.28	\$343.19	\$ 2.90	\$346.09
HYDRANTS	111.31	\$665.28	\$55.44	\$ 2.90	\$58.34

PUBLIC AND PRIVATE FIRE SERVICE COUNTS

Kent County Water Authority

DGB Schedule-4.1
Transition to Monthly billing
Total monthly
billed October 2021

Total
Per Docket 5012

PUBLIC FIRE SERVICE

Hydrants 2,357.00

PRIVATE FIRE SERVICE

SIZE (IN)		<u>DEMAND FACTOR (1)</u>	<u>NO. OF EQUIVS.</u>
4	97	38.32	3,716.97
6	200	111.31	22,262.18
8	84	237.21	19,925.35
10	17	426.58	7,251.85
12	1	689.04	689.04
HYDRANTS	<u>635</u>	111.31	<u>70,682.44</u>
TOTAL-PRIV.	1034		124,527.84

=====
GRAND TOTALS 3,391.00

COMPARISON TO CURRENT RATES

Kent County Water Authority

DGB Schedule-5.0
Transition to Monthly billing
Total monthly
billed October 2021

		<u>Current</u>	<u>Proposed</u>	<u>\$ Change</u>	<u>% Change</u>
<u>METERED RATES</u>					
	Small (5/8-2" meters) Single Register	\$5.235	\$5.235	\$0.000	0.00%
	Medium (3&4" meters) Single Register	\$5.564	\$5.564	\$0.000	0.00%
	Large (6" & up meters) Single Register	\$5.105	\$5.105	\$0.000	0.00%
	Medium Compound Meters with Bypass	\$5.564	\$5.564	\$0.000	0.00%
	Large Compound Meters with Bypass	\$5.105	\$5.105	\$0.000	0.00%
	Wholesale	\$3.832	\$3.832	\$0.000	0.00%
<u>SERVICE CHARGES</u>					
Quarterly	5/8 & 3/4	\$15.10		(\$15.100)	-100.00%
	1	\$20.14		(\$20.140)	-100.00%
	1 1/2	\$29.59		(\$29.590)	-100.00%
	2	\$37.77		(\$37.770)	-100.00%
	3	\$48.48		(\$48.480)	-100.00%
	4	\$69.27		(\$69.270)	-100.00%
	6	\$115.26		(\$115.260)	-100.00%
	8 & up	\$195.27		(\$195.270)	-100.00%
Monthly	5/8 & 3/4	\$10.90	\$ 4.95	(\$5.950)	-54.59%
	1	\$12.58	\$ 6.59	(\$5.990)	-47.62%
	1 1/2	\$15.73	\$ 9.66	(\$6.070)	-38.59%
	2	\$18.46	\$ 12.32	(\$6.140)	-33.26%
	3	\$22.03	\$ 15.80	(\$6.230)	-28.28%
	4	\$28.96	\$ 22.56	(\$6.400)	-22.10%
	6	\$44.28	\$ 37.50	(\$6.780)	-15.31%
	8 & up	\$70.95	\$ 63.51	(\$7.440)	-10.49%
<u>FIRE CHARGES</u>					
<u>Fire Service (per quarter)</u>					
Public	/hydrant	\$164.05	\$164.05	\$0.000	0.00%
	/bill	\$8.80	\$2.90	(\$5.900)	-67.05%
Private (per month)					
	4 in	\$22.02	\$21.98	(\$0.037)	-0.17%
	6 in	\$58.37	\$58.34	(\$0.033)	-0.06%
	8 in	\$121.08	\$121.04	(\$0.037)	-0.03%
	10 in	\$215.40	\$215.36	(\$0.037)	-0.02%
	12 in	\$346.12	\$346.09	(\$0.033)	-0.01%
	hydrant	\$58.37	\$58.34	(\$0.033)	-0.06%

REVENUE RECONCILIATION
Kent County Water Authority

DGB Schedule-6.0
Transition to Monthly billing
Total monthly
billed October 2021

Service Charge:

<----- Current ----->

<----- Proposed ----->

<u>Quarterly</u>	<u>Number</u>	<u>Rate</u>	<u>Revenue</u>	<u>Rate</u>	<u>Revenue</u>
5/8 & 3/4	-	\$15.10	\$ -	\$ -	\$ -
1	-	\$20.14	\$ -	\$ -	\$ -
1 1/2	-	\$29.59	\$ -	\$ -	\$ -
2	-	\$37.77	\$ -	\$ -	\$ -
3	-	\$48.48	\$ -	\$ -	\$ -
4	-	\$69.27	\$ -	\$ -	\$ -
6	-	\$115.26	\$ -	\$ -	\$ -
8 & up	-	\$195.27	\$ -	\$ -	\$ -
<u>Monthly</u>					
5/8 & 3/4	269,112	\$10.90	\$ 2,933,321	\$ 4.95	\$ 1,332,104
1	44,316	\$12.58	\$ 557,495	\$ 6.59	\$ 292,042
1 1/2	4,128	\$15.73	\$ 64,933	\$ 9.66	\$ 39,876
2	6,132	\$18.46	\$ 113,197	\$ 12.32	\$ 75,546
3	132	\$22.03	\$ 2,908	\$ 15.80	\$ 2,086
4	1,164	\$28.96	\$ 33,709	\$ 22.56	\$ 26,260
6	1,212	\$44.28	\$ 53,667	\$ 37.50	\$ 45,450
8 & up	1,008	\$70.95	\$ 71,518	\$ 63.51	\$ 64,018

	<u>Number</u>	<u>Rate</u>	<u>Revenue</u>	<u>Rate</u>	<u>Revenue</u>
Consumption Charge:	100/cu.ft.				
Proposed					
Small-Single Register	2,523,356	\$5.23	\$ 13,209,226	\$5.23	\$ 13,209,226
Medium-Single Register	34,267	\$5.56	\$ 190,658	\$5.56	\$ 190,658
Large-Single Register	69,253	\$5.10	\$ 353,528	\$5.10	\$ 353,528
Medium-with Bypass	94,938	\$5.56	\$ 528,221	\$5.56	\$ 528,221
Large-with Bypass	526,880	\$5.10	\$ 2,689,649	\$5.10	\$ 2,689,649
Wholesale	35,135	\$3.83	\$ 134,621	\$3.83	\$ 134,621
Fire Protection:					
Public Hydrants	2,357.00	\$164.05	\$ 1,546,663	\$164.05	\$ 1,546,663
# bills	32.00	\$8.80	\$ 282	\$2.90	\$ 93
Private Fire Protection					
4 in	97.00	\$22.02	\$ 25,627	\$21.98	\$ 25,585
6 in	200.00	\$58.37	\$ 140,096	\$58.34	\$ 140,016
8 in	84.00	\$121.08	\$ 122,045	\$121.04	\$ 122,008
10 in	17.00	\$215.40	\$ 43,941	\$215.36	\$ 43,933
12 in	1.00	\$346.12	\$ 4,153	\$346.09	\$ 4,153
hydrant	635.00	\$58.37	\$ 444,805	\$58.34	\$ 444,551
			=====		=====
Total			\$ 23,264,265	\$	\$ 21,310,289
Plus: Misc Revenues			\$ 330,651	\$	\$ 330,651
			=====		=====
Pro Forma Revenue			\$ 23,594,915	\$	\$ 21,640,939
Required Revenue			\$ 21,634,379	\$	\$ 21,634,379
Difference			\$ 1,960,537	\$	\$ 6,561

IMPACT OF PROPOSED RATES
Kent County Water Authority

DGB Schedule-7.0
*Comparison of with and
without total monthly billing*

METER SIZE	<u>YEARLY USE - CU FT</u>	CURRENT BILL	<----- PROPOSED ----->		
			<u>NEW BILL</u>	<u>\$ INCREASE</u>	<u>% INCREASE</u>
Small-Single Register					
5/8	1,500.00	\$138.92	\$137.92	(\$1.00)	-0.7%
5/8	2,000.00	\$165.10	\$164.10	(\$1.00)	-0.6%
5/8	5,000.00	\$322.14	\$321.14	(\$1.00)	-0.3%
5/8	10,000.00	\$583.88	\$582.88	(\$1.00)	-0.2%
1	30,000.00	\$1,651.00	\$1,649.52	(\$1.48)	-0.1%
1	75,000.00	\$4,006.65	\$4,005.17	(\$1.48)	0.0%
2	100,000.00	\$5,385.87	\$5,382.63	(\$3.24)	-0.1%
2	200,000.00	\$10,620.65	\$10,617.41	(\$3.24)	0.0%
Medium-Single Register					
3	50,000.00	\$2,975.85	\$2,971.53	(\$4.32)	-0.1%
3	125,000.00	\$7,148.74	\$7,144.42	(\$4.32)	-0.1%
4	250,000.00	\$14,186.71	\$14,180.35	(\$6.36)	0.0%
4	1,000,000.00	\$55,915.60	\$55,909.24	(\$6.36)	0.0%
Large-Single Register					
6	250,000.00	\$13,223.19	\$13,212.15	(\$11.04)	-0.1%
6	575,000.00	\$29,813.99	\$29,802.95	(\$11.04)	0.0%
6	775,000.00	\$40,023.71	\$40,012.67	(\$11.04)	0.0%
8	2,000,000.00	\$102,878.30	\$102,859.34	(\$18.96)	0.0%
Medium-with Bypass					
	Sm meter/Med meter usage -- 68%/32%				
3	40,000/18,823 - 58,823 Total	\$3,466.74	\$3,462.42	(\$4.32)	-0.1%
4	90,000/42,352 - 132,352 Total	\$7,640.95	\$7,634.59	(\$6.36)	-0.1%
Large-with Bypass					
	Sm meter/Lrg meter usage-- 68%/32%				
6	250,000/117,647- 367,470 total	\$19,228.91	\$19,217.87	(\$11.04)	-0.1%
8	750,000/352,941-1,102,941 total	\$57,084.69	\$57,065.73	(\$18.96)	0.0%
Municipal Fire Service					
	400 hydrants	\$262,515.20	\$262,491.60	(\$23.60)	0.0%
Private Fire Service					
	6 Inch Service	\$700.48	\$700.08	(\$0.40)	-0.1%
	hydrant	\$700.48	\$700.08	(\$0.400)	-0.06%

COMPARISON TO CURRENT RATES-SUMMARY

Kent County Water Authority

DGB Schedule-8.0

Transition to Monthly billing

		<u>Current</u>		Aug-21		<u>Proposed</u>		Oct-21
				Cycle 1 transition		Cycle 2 transition		Full Monthly
<u>METERED RATES</u>								
	Small (5/8-2" meters) Single Register	\$5.235		\$5.235		\$5.235		\$5.235
	Medium (3&4" meters) Single Register	\$5.564		\$5.564		\$5.564		\$5.564
	Large (6" & up meters) Single Register	\$5.105		\$5.105		\$5.105		\$5.105
	Medium Compound Meters with Bypass	\$5.564		\$5.564		\$5.564		\$5.564
	Large Compound Meters with Bypass	\$5.105		\$5.105		\$5.105		\$5.105
	Wholesale	\$3.832		\$3.832		\$3.832		\$3.832
<u>SERVICE CHARGES</u>								
Quarterly	5/8 & 3/4	\$15.10	\$	10.99	\$	9.81		
	1	\$20.14	\$	15.91	\$	14.72		
	1 1/2	\$29.59	\$	25.12	\$	23.94		
	2	\$37.77	\$	33.11	\$	31.92		
	3	\$48.48	\$	43.55	\$	42.36		
	4	\$69.27	\$	63.82	\$	62.64		
	6	\$115.26	\$	108.67	\$	107.48		
	8 & up	\$195.27	\$	186.68	\$	185.49		
Monthly	5/8 & 3/4	\$10.90	\$	6.90	\$	5.71	\$	4.95
	1	\$12.58	\$	8.54	\$	7.35	\$	6.59
	1 1/2	\$15.73	\$	11.61	\$	10.42	\$	9.66
	2	\$18.46	\$	14.27	\$	13.08	\$	12.32
	3	\$22.03	\$	17.75	\$	16.56	\$	15.80
	4	\$28.96	\$	24.51	\$	23.32	\$	22.56
	6	\$44.28	\$	39.46	\$	38.27	\$	37.50
	8 & up	\$70.95	\$	63.46	\$	64.27	\$	63.51
<u>FIRE CHARGES</u>								
<u>Fire Service (per quarter)</u>								
Public	/hydrant	\$164.05		\$164.05		\$164.05		\$164.05
	/bill	\$8.80		\$4.85		\$3.66		\$2.90
Private (per Quarter)								
	4 in	\$66.05						
	6 in	\$175.12						
	8 in	\$363.23						
	10 in	\$646.19						
	12 in	\$1,038.37						
	hydrant	\$175.12						
Private (per Monthly)								
	4 in			\$23.94		\$22.75		\$21.98
	6 in			\$60.29		\$59.10		\$58.34
	8 in			\$123.00		\$121.81		\$121.04
	10 in			\$217.32		\$216.13		\$215.36
	12 in			\$348.04		\$346.85		\$346.09
	hydrant			\$60.29		\$59.10		\$58.34

EXHIBIT 6

Current Tariff

**KENT COUNTY WATER AUTHORITY
RATE SCHEDULE**

Page 1
KCWA PUC DOCKET# 5012
EFFECTIVE: 9/1/2020

METER SALES VOLUME:

Applicable to all metered water in the Kent County system for residential, commercial, and industrial consumption.

Rates:

	<u>Rate Per</u> <u>100 cu. Ft (HCF).</u>
Small (5/8" to 2" meters)	\$5.235
Medium (3" to 4" meters)	\$5.564
Large (6" meters and up)	\$5.105
Medium Compound with bypass(3" to 4" meters)	\$5.564
Large Compound with bypass(6" meters and up)	\$5.105

Terms of payment:

All metered sales bills are rendered quarterly or monthly and are due and payable in full when rendered.

METERED SALES SERVICE CHARGE:

Applicable to all metered sales of customers of Kent County Water Authority exclusive of fire service connections.

<u>Rates:</u>	<u>Meter Size (in)</u>	<u>Quarterly Accounts</u>	<u>Monthly Accounts</u>
	5/8 & 3/4	\$15.10	\$10.90
	1	\$20.14	\$12.58
	1 ½	\$29.59	\$15.73
	2	\$37.77	\$18.46
	3	\$48.48	\$22.03
	4	\$69.27	\$28.96
	6	\$115.26	\$44.28
	8 & up	\$195.27	\$70.95

Terms of Payment:

All customer service charges are billed quarterly or monthly in advance and are due and payable in full when rendered.

PUBLIC FIRE SERVICE:

Applicable for service to public fire hydrants in the Kent County service area.

Rates:

	<u>Quarterly</u>
Hydrant	\$164.05 / hydrant
Plus	\$8.80/ billing

Terms of Payment:

All bills for public fire service are rendered quarterly in advance and are due payable in full when rendered.

PRIVATE FIRE SERVICE:

Applicable for service to private fire protection systems and private hydrants in the Kent County service area.

<u>Rates:</u>	<u>Service Size (in.)</u>	<u>Quarterly Accounts</u>
	4	\$66.05
	6	\$175.12
	8	\$363.23
	10	\$646.19
	12	\$1038.37
	hydrant	\$175.12

Terms of Payment:

All bills for private fire services are rendered quarterly in advance and are due and payable in full when rendered.

OTHER CHARGES

WHOLESALE RATES BETWEEN WARWICK WATER DEPARTMENT AND KCWA: KCWA will be charged by Warwick Water the same individual wholesale rate as charged to Warwick by Providence Water Supply Board. Warwick Water will be charged by KCWA the same individual wholesale rate as charged to Warwick by Providence Water Supply Board. The individual wholesale rate applied to Warwick Water will change upon changes to Providence Water Supply Board wholesale rate charge.

WHOLESALE RATE QUONSET DEVELOPMENT CORPORATION : Metered water sales at \$3.832 per HCF. Rate will change upon changes to Providence Water Supply Board wholesale rate charge.

INTEREST ON DELINQUENT ACCOUNTS: Applicable to all water account balances over 30 days from billing date. Interest charges are payable as incurred.

CHARGE: 1.5% per month on unpaid balances.

TURN OFF CHARGE: Applicable to all services turned off due to a specific violation which resulted in the requirement to terminate service and requests prior to 8:00 a.m. and after 3:00 p.m., Monday thru Friday and all day Saturday, Sunday, and any Holiday. Charges payable in full prior to subsequent turn-on.

CHARGE: \$55.00 per occurrence

TURN ON CHARGE: Applicable to all services turned on after the interruption of a service due to a specific violation which resulted in the service shut off and requests prior to 8:00 a.m. and after 3:00 p.m., Monday thru Friday and all day Saturday, Sunday, and any Holiday. Charges payable in full prior to turn-on.

CHARGE: \$45.00 per occurrence

SYSTEM SERVICES: Applicable to all installation, repair, and hydraulic model work.

CHARGE: Cost of all material, labor and equipment plus applicable overhead, as determined by the Kent County Water Authority on a yearly basis, usually on July 1.

CHLORINATION CHARGE: Applicable to all main extensions to existing systems.

CHARGE: Cost of laboratory and labor to collect, transport to lab, flush and test sample, as determined by the Kent County Water Authority on a yearly basis, usually on July 1.

MATERIAL PURCHASE: Applicable to all material sales.

CHARGE: Cost of material plus handling and applicable overhead, as determined by the Kent County Water Authority on a yearly basis, usually on July 1.

INSUFFICIENT FUND RETURNED CHECKS: Applicable to all payment checks returned to Kent County Water Authority by our bank due to insufficient funds available or account problems will bear a charge for our handling and bank charges.

CHARGE: \$35.00 Per occurrence.

METER TESTING: Applicable to all meter testing services.

CHARGE: \$100.00 Per occurrence for all meters sized 2-inches and less. All meters greater than 2 - inches will charged on an actual time and materials basis.

INSPECTION FEE'S: Applicable to all developer installation work, public or private, in regards to all main or service extensions.

CHARGE: \$5.00/ft of installed main or for service pipe from main to curb stop.

LEGAL FEE'S: Applicable to all services requiring legal assistance by the Kent County Water Authority's legal counsel

including but not limited to easement description preparation or review, deed restriction preparation or review, involvement with actions necessary for review or approvals of any water service request to the Authority.

CHARGE: Cost as billed to Kent County Water Authority by legal counsel on a monthly basis.

Terms of Payment For All Other Charges: All bills rendered quarterly or monthly are due and payable in full when rendered.

Redlined Proposed Tariff

**KENT COUNTY WATER AUTHORITY
RATE SCHEDULE**

Page 1
KCWA PUC DOCKET# ~~5012~~
EFFECTIVE: ~~9/1/2020~~ 8/1/2021

METER SALES VOLUME:

Applicable to all metered water in the Kent County system for residential, commercial, and industrial consumption.

Rates:

	Rate Per 100 cu. Ft (HCF).
Small (5/8" to 2" meters)	\$5.235
Medium (3" to 4" meters)	\$5.564
Large (6" meters and up)	\$5.105
Medium Compound with bypass(3" to 4" meters)	\$5.564
Large Compound with bypass(6" meters and up)	\$5.105

Terms of payment:

All metered sales bills are rendered quarterly or monthly and are due and payable in full when rendered.

METERED SALES SERVICE CHARGE:

Applicable to all metered sales of customers of Kent County Water Authority exclusive of fire service connections.

<u>Rates:</u>	<u>Meter Size (in)</u>	<u>Quarterly Accounts</u>	<u>Monthly Accounts</u>
	5/8 & 3/4	\$15.10 \$10.99	\$10.90 \$6.90
	1	\$20.14 \$15.91	\$12.58 \$8.54
	1 ½	\$29.59 \$25.12	\$15.73 \$11.61
	2	\$37.77 \$33.11	\$18.46 \$14.27
	3	\$48.48 \$43.55	\$22.03 \$17.75
	4	\$69.27 \$63.82	\$28.96 \$24.51
	6	\$115.26 \$108.67	\$44.28 \$39.46
	8 & up	\$195.27 \$186.68	\$70.95 \$65.46

Terms of Payment:

All customer service charges are billed quarterly or monthly in advance and are due and payable in full when rendered.

PUBLIC FIRE SERVICE:

Applicable for service to public fire hydrants in the Kent County service area.

Rates:

	<u>Quarterly</u>
Hydrant	\$164.05 / hydrant
Plus	\$8.80 \$4.85/ billing

Terms of Payment:

All bills for public fire service are rendered quarterly in advance and are due payable in full when rendered.

PRIVATE FIRE SERVICE:

Applicable for service to private fire protection systems and private hydrants in the Kent County service area.

<u>Rates:</u>	<u>Service Size (in.)</u>	<u>Quarterly Accounts</u>	<u>Monthly Accounts</u>
	4	\$66.05	\$23.94
	6	\$175.12	\$60.29
	8	\$363.23	\$123.00
	10	\$646.19	\$217.32
	12	\$1038.37	\$348.04
	hydrant	\$175.12	\$60.29

Terms of Payment:

All bills for private fire services are rendered quarterly in advance and are due and payable in full when rendered.

OTHER CHARGES

WHOLESALE RATES BETWEEN WARWICK WATER DEPARTMENT AND KCWA: KCWA will be charged by Warwick Water the same individual wholesale rate as charged to Warwick by Providence Water Supply Board. Warwick Water will be charged by KCWA the same individual wholesale rate as charged to Warwick by Providence Water Supply Board. The individual wholesale rate applied to Warwick Water will change upon changes to Providence Water Supply Board wholesale rate charge.

WHOLESALE RATE QUONSET DEVELOPMENT CORPORATION : Metered water sales at \$3.832 per HCF. Rate will change upon changes to Providence Water Supply Board wholesale rate charge.

INTEREST ON DELINQUENT ACCOUNTS: Applicable to all water account balances over 30 days from billing date. Interest charges are payable as incurred.

CHARGE: 1.5% per month on unpaid balances.

TURN OFF CHARGE: Applicable to all services turned off due to a specific violation which resulted in the requirement to terminate service and requests prior to 8:00 a.m. and after 3:00 p.m., Monday thru Friday and all day Saturday, Sunday, and any Holiday. Charges payable in full prior to subsequent turn-on.

CHARGE: \$55.00 per occurrence

TURN ON CHARGE: Applicable to all services turned on after the interruption of a service due to a specific violation which resulted in the service shut off and requests prior to 8:00 a.m. and after 3:00 p.m., Monday thru Friday and all day Saturday, Sunday, and any Holiday. Charges payable in full prior to turn-on.

CHARGE: \$45.00 per occurrence

SYSTEM SERVICES: Applicable to all installation, repair, and hydraulic model work.

CHARGE: Cost of all material, labor and equipment plus applicable overhead, as determined by the Kent County Water Authority on a yearly basis, usually on July 1.

CHLORINATION CHARGE: Applicable to all main extensions to existing systems.

CHARGE: Cost of laboratory and labor to collect, transport to lab, flush and test sample, as determined by the Kent County Water Authority on a yearly basis, usually on July 1.

MATERIAL PURCHASE: Applicable to all material sales.

CHARGE: Cost of material plus handling and applicable overhead, as determined by the Kent County Water Authority on a yearly basis, usually on July 1.

INSUFFICIENT FUND RETURNED CHECKS: Applicable to all payment checks returned to Kent County Water Authority by our bank due to insufficient funds available or account problems will bear a charge for our handling and bank charges.

CHARGE: \$35.00 Per occurrence.

METER TESTING: Applicable to all meter testing services.

CHARGE: \$100.00 Per occurrence for all meters sized 2-inches and less. All meters greater than 2 - inches will charged on an actual time and materials basis.

INSPECTION FEE'S: Applicable to all developer installation work, public or private, in regards to all main or service extensions.

CHARGE: \$5.00/ft of installed main or for service pipe from main to curb stop.

LEGAL FEE'S: Applicable to all services requiring legal assistance by the Kent County Water Authority's legal counsel including but not limited to easement description preparation or review, deed restriction preparation or review, involvement with actions necessary for review or approvals of any water service request to the Authority.

CHARGE: Cost as billed to Kent County Water Authority by legal counsel on a monthly basis.

Terms of Payment For All Other Charges: All bills rendered quarterly or monthly are due and payable in full when rendered.

**KENT COUNTY WATER AUTHORITY
RATE SCHEDULE**

Page 1
KCWA PUC DOCKET# ~~5012~~
EFFECTIVE: ~~9/1/2020~~ 9/1/2021

METER SALES VOLUME:

Applicable to all metered water in the Kent County system for residential, commercial, and industrial consumption.

Rates:

	Rate Per 100 cu. Ft (HCF).
Small (5/8" to 2" meters)	\$5.235
Medium (3" to 4" meters)	\$5.564
Large (6" meters and up)	\$5.105
Medium Compound with bypass(3" to 4" meters)	\$5.564
Large Compound with bypass(6" meters and up)	\$5.105

Terms of payment:

All metered sales bills are rendered quarterly or monthly and are due and payable in full when rendered.

METERED SALES SERVICE CHARGE:

Applicable to all metered sales of customers of Kent County Water Authority exclusive of fire service connections.

<u>Rates:</u>	<u>Meter Size (in)</u>	<u>Quarterly Accounts</u>	<u>Monthly Accounts</u>
	5/8 & 3/4	\$15.10 \$9.81	\$10.90 \$5.71
	1	\$20.14 \$14.72	\$12.58 \$7.35
	1 ½	\$29.59 \$23.94	\$15.73 \$10.42
	2	\$37.77 \$31.92	\$18.46 \$13.08
	3	\$48.48 \$42.36	\$22.03 \$16.56
	4	\$69.27 \$62.64	\$28.96 \$23.32
	6	\$115.26 \$107.48	\$44.28 \$38.27
	8 & up	\$195.27 \$185.49	\$70.95 \$64.27

Terms of Payment:

All customer service charges are billed quarterly or monthly in advance and are due and payable in full when rendered.

PUBLIC FIRE SERVICE:

Applicable for service to public fire hydrants in the Kent County service area.

Rates:

	<u>Quarterly</u>
Hydrant	\$164.05 / hydrant
Plus	\$8.80 \$3.66/ billing

Terms of Payment:

All bills for public fire service are rendered quarterly in advance and are due payable in full when rendered.

PRIVATE FIRE SERVICE:

Applicable for service to private fire protection systems and private hydrants in the Kent County service area.

<u>Rates:</u>	<u>Service Size (in.)</u>	<u>Quarterly Accounts</u>	<u>Monthly Accounts</u>
	4	\$66.05	\$22.75
	6	\$175.12	\$59.10
	8	\$363.23	\$121.81
	10	\$646.19	\$216.13
	12	\$1038.37	\$346.85
	hydrant	\$175.12	\$59.10

Terms of Payment:

All bills for private fire services are rendered quarterly in advance and are due and payable in full when rendered.

OTHER CHARGES

WHOLESALE RATES BETWEEN WARWICK WATER DEPARTMENT AND KCWA: KCWA will be charged by Warwick Water the same individual wholesale rate as charged to Warwick by Providence Water Supply Board. Warwick Water will be charged by KCWA the same individual wholesale rate as charged to Warwick by Providence Water Supply Board. The individual wholesale rate applied to Warwick Water will change upon changes to Providence Water Supply Board wholesale rate charge.

WHOLESALE RATE QUONSET DEVELOPMENT CORPORATION : Metered water sales at \$3.832 per HCF. Rate will change upon changes to Providence Water Supply Board wholesale rate charge.

INTEREST ON DELINQUENT ACCOUNTS: Applicable to all water account balances over 30 days from billing date. Interest charges are payable as incurred.

CHARGE: 1.5% per month on unpaid balances.

TURN OFF CHARGE: Applicable to all services turned off due to a specific violation which resulted in the requirement to terminate service and requests prior to 8:00 a.m. and after 3:00 p.m., Monday thru Friday and all day Saturday, Sunday, and any Holiday. Charges payable in full prior to subsequent turn-on.

CHARGE: \$55.00 per occurrence

TURN ON CHARGE: Applicable to all services turned on after the interruption of a service due to a specific violation which resulted in the service shut off and requests prior to 8:00 a.m. and after 3:00 p.m., Monday thru Friday and all day Saturday, Sunday, and any Holiday. Charges payable in full prior to turn-on.

CHARGE: \$45.00 per occurrence

SYSTEM SERVICES: Applicable to all installation, repair, and hydraulic model work.

CHARGE: Cost of all material, labor and equipment plus applicable overhead, as determined by the Kent County Water Authority on a yearly basis, usually on July 1.

CHLORINATION CHARGE: Applicable to all main extensions to existing systems.

CHARGE: Cost of laboratory and labor to collect, transport to lab, flush and test sample, as determined by the Kent County Water Authority on a yearly basis, usually on July 1.

MATERIAL PURCHASE: Applicable to all material sales.

CHARGE: Cost of material plus handling and applicable overhead, as determined by the Kent County Water Authority on a yearly basis, usually on July 1.

INSUFFICIENT FUND RETURNED CHECKS: Applicable to all payment checks returned to Kent County Water Authority by our bank due to insufficient funds available or account problems will bear a charge for our handling and bank charges.

CHARGE: \$35.00 Per occurrence.

METER TESTING: Applicable to all meter testing services.

CHARGE: \$100.00 Per occurrence for all meters sized 2-inches and less. All meters greater than 2 - inches will charged on an actual time and materials basis.

INSPECTION FEE'S: Applicable to all developer installation work, public or private, in regards to all main or service extensions.

CHARGE: \$5.00/ft of installed main or for service pipe from main to curb stop.

LEGAL FEE'S: Applicable to all services requiring legal assistance by the Kent County Water Authority's legal counsel

including but not limited to easement description preparation or review, deed restriction preparation or review, involvement with actions necessary for review or approvals of any water service request to the Authority.

CHARGE: Cost as billed to Kent County Water Authority by legal counsel on a monthly basis.

Terms of Payment For All Other Charges: All bills rendered quarterly or monthly are due and payable in full when rendered.

**KENT COUNTY WATER AUTHORITY
RATE SCHEDULE**

Page 1
KCWA PUC DOCKET# ~~5012~~
EFFECTIVE: ~~9/1/2020~~ 10/1/2021

METER SALES VOLUME:

Applicable to all metered water in the Kent County system for residential, commercial, and industrial consumption.

Rates:

	Rate Per 100 cu. Ft (HCF).
Small (5/8" to 2" meters)	\$5.235
Medium (3" to 4" meters)	\$5.564
Large (6" meters and up)	\$5.105
Medium Compound with bypass(3" to 4" meters)	\$5.564
Large Compound with bypass(6" meters and up)	\$5.105

Terms of payment:

All metered sales bills are rendered quarterly or monthly and are due and payable in full when rendered.

METERED SALES SERVICE CHARGE:

Applicable to all metered sales of customers of Kent County Water Authority exclusive of fire service connections.

<u>Rates:</u>	<u>Meter Size (in)</u>	<u>Quarterly Accounts</u>	<u>Monthly Accounts</u>
	5/8 & 3/4	\$15.10	\$10.90 \$4.95
	1	\$20.14	\$12.58 \$6.59
	1 ½	\$29.59	\$15.73 \$9.66
	2	\$37.77	\$18.46 \$12.32
	3	\$48.48	\$22.03 \$15.80
	4	\$69.27	\$28.96 \$22.56
	6	\$115.26	\$44.28 \$37.50
	8 & up	\$195.27	\$70.95 \$63.51

Terms of Payment:

All customer service charges are billed quarterly or monthly in advance and are due and payable in full when rendered.

PUBLIC FIRE SERVICE:

Applicable for service to public fire hydrants in the Kent County service area.

Rates:

	<u>Quarterly</u>
Hydrant	\$164.05 / hydrant
Plus	\$8.80 \$2.90/ billing

Terms of Payment:

All bills for public fire service are rendered quarterly in advance and are due payable in full when rendered.

PRIVATE FIRE SERVICE:

Applicable for service to private fire protection systems and private hydrants in the Kent County service area.

<u>Rates:</u>	<u>Service Size (in.)</u>	<u>Quarterly Accounts</u>	<u>Monthly Accounts</u>
	4	\$66.05	\$21.98
	6	\$175.12	\$58.34
	8	\$363.23	\$121.04
	10	\$646.19	\$215.36
	12	\$1038.37	\$346.09
	hydrant	\$175.12	\$58.34

Terms of Payment:

All bills for private fire services are rendered quarterly in advance and are due and payable in full when rendered.

OTHER CHARGES

WHOLESALE RATES BETWEEN WARWICK WATER DEPARTMENT AND KCWA: KCWA will be charged by Warwick Water the same individual wholesale rate as charged to Warwick by Providence Water Supply Board. Warwick Water will be charged by KCWA the same individual wholesale rate as charged to Warwick by Providence Water Supply Board. The individual wholesale rate applied to Warwick Water will change upon changes to Providence Water Supply Board wholesale rate charge.

WHOLESALE RATE QUONSET DEVELOPMENT CORPORATION : Metered water sales at \$3.832 per HCF. Rate will change upon changes to Providence Water Supply Board wholesale rate charge.

INTEREST ON DELINQUENT ACCOUNTS: Applicable to all water account balances over 30 days from billing date. Interest charges are payable as incurred.

CHARGE: 1.5% per month on unpaid balances.

TURN OFF CHARGE: Applicable to all services turned off due to a specific violation which resulted in the requirement to terminate service and requests prior to 8:00 a.m. and after 3:00 p.m., Monday thru Friday and all day Saturday, Sunday, and any Holiday. Charges payable in full prior to subsequent turn-on.

CHARGE: \$55.00 per occurrence

TURN ON CHARGE: Applicable to all services turned on after the interruption of a service due to a specific violation which resulted in the service shut off and requests prior to 8:00 a.m. and after 3:00 p.m., Monday thru Friday and all day Saturday, Sunday, and any Holiday. Charges payable in full prior to turn-on.

CHARGE: \$45.00 per occurrence

SYSTEM SERVICES: Applicable to all installation, repair, and hydraulic model work.

CHARGE: Cost of all material, labor and equipment plus applicable overhead, as determined by the Kent County Water Authority on a yearly basis, usually on July 1.

CHLORINATION CHARGE: Applicable to all main extensions to existing systems.

CHARGE: Cost of laboratory and labor to collect, transport to lab, flush and test sample, as determined by the Kent County Water Authority on a yearly basis, usually on July 1.

MATERIAL PURCHASE: Applicable to all material sales.

CHARGE: Cost of material plus handling and applicable overhead, as determined by the Kent County Water Authority on a yearly basis, usually on July 1.

INSUFFICIENT FUND RETURNED CHECKS: Applicable to all payment checks returned to Kent County Water Authority by our bank due to insufficient funds available or account problems will bear a charge for our handling and bank charges.

CHARGE: \$35.00 Per occurrence.

METER TESTING: Applicable to all meter testing services.

CHARGE: \$100.00 Per occurrence for all meters sized 2-inches and less. All meters greater than 2 - inches will charged on an actual time and materials basis.

INSPECTION FEE'S: Applicable to all developer installation work, public or private, in regards to all main or service extensions.

CHARGE: \$5.00/ft of installed main or for service pipe from main to curb stop.

LEGAL FEE'S: Applicable to all services requiring legal assistance by the Kent County Water Authority's legal counsel

including but not limited to easement description preparation or review, deed restriction preparation or review, involvement with actions necessary for review or approvals of any water service request to the Authority.

CHARGE: Cost as billed to Kent County Water Authority by legal counsel on a monthly basis.

Terms of Payment For All Other Charges: All bills rendered quarterly or monthly are due and payable in full when rendered.

Proposed Tariff

**KENT COUNTY WATER AUTHORITY
RATE SCHEDULE**

Page 1
KCWA PUC DOCKET# _____
EFFECTIVE: 8/1/2021

METER SALES VOLUME:

Applicable to all metered water in the Kent County system for residential, commercial, and industrial consumption.

Rates:

	<u>Rate Per 100 cu. Ft (HCF).</u>
Small (5/8" to 2" meters)	\$5.235
Medium (3" to 4" meters)	\$5.564
Large (6" meters and up)	\$5.105
Medium Compound with bypass(3" to 4" meters)	\$5.564
Large Compound with bypass(6" meters and up)	\$5.105

Terms of payment:

All metered sales bills are rendered quarterly or monthly and are due and payable in full when rendered.

METERED SALES SERVICE CHARGE:

Applicable to all metered sales of customers of Kent County Water Authority exclusive of fire service connections.

<u>Rates:</u>	<u>Meter Size (in)</u>	<u>Quarterly Accounts</u>	<u>Monthly Accounts</u>
	5/8 & 3/4	\$10.99	\$6.90
	1	\$15.91	\$8.54
	1 ½	\$25.12	\$11.61
	2	\$33.11	\$14.27
	3	\$43.55	\$17.75
	4	\$63.82	\$24.51
	6	\$108.67	\$39.46
	8 & up	\$186.68	\$65.46

Terms of Payment:

All customer service charges are billed quarterly or monthly in advance and are due and payable in full when rendered.

PUBLIC FIRE SERVICE:

Applicable for service to public fire hydrants in the Kent County service area.

Rates:

	<u>Quarterly</u>
Hydrant	\$164.05 / hydrant
Plus	\$4.85/ billing

Terms of Payment:

All bills for public fire service are rendered quarterly in advance and are due payable in full when rendered.

PRIVATE FIRE SERVICE:

Applicable for service to private fire protection systems and private hydrants in the Kent County service area.

<u>Rates:</u>	<u>Service Size (in.)</u>	<u>Monthly Accounts</u>
	4	\$23.94
	6	\$60.29
	8	\$123.00
	10	\$217.32
	12	\$348.04
	hydrant	\$60.29

Terms of Payment:

All bills for private fire services are rendered quarterly in advance and are due and payable in full when rendered.

OTHER CHARGES

WHOLESALE RATES BETWEEN WARWICK WATER DEPARTMENT AND KCWA: KCWA will be charged by Warwick Water the same individual wholesale rate as charged to Warwick by Providence Water Supply Board. Warwick Water will be charged by KCWA the same individual wholesale rate as charged to Warwick by Providence Water Supply Board. The individual wholesale rate applied to Warwick Water will change upon changes to Providence Water Supply Board wholesale rate charge.

WHOLESALE RATE QUONSET DEVELOPMENT CORPORATION : Metered water sales at \$3.832 per HCF. Rate will change upon changes to Providence Water Supply Board wholesale rate charge.

INTEREST ON DELINQUENT ACCOUNTS: Applicable to all water account balances over 30 days from billing date. Interest charges are payable as incurred.

CHARGE: 1.5% per month on unpaid balances.

TURN OFF CHARGE: Applicable to all services turned off due to a specific violation which resulted in the requirement to terminate service and requests prior to 8:00 a.m. and after 3:00 p.m., Monday thru Friday and all day Saturday, Sunday, and any Holiday. Charges payable in full prior to subsequent turn-on.

CHARGE: \$55.00 per occurrence

TURN ON CHARGE: Applicable to all services turned on after the interruption of a service due to a specific violation which resulted in the service shut off and requests prior to 8:00 a.m. and after 3:00 p.m., Monday thru Friday and all day Saturday, Sunday, and any Holiday. Charges payable in full prior to turn-on.

CHARGE: \$45.00 per occurrence

SYSTEM SERVICES: Applicable to all installation, repair, and hydraulic model work.

CHARGE: Cost of all material, labor and equipment plus applicable overhead, as determined by the Kent County Water Authority on a yearly basis, usually on July 1.

CHLORINATION CHARGE: Applicable to all main extensions to existing systems.

CHARGE: Cost of laboratory and labor to collect, transport to lab, flush and test sample, as determined by the Kent County Water Authority on a yearly basis, usually on July 1.

MATERIAL PURCHASE: Applicable to all material sales.

CHARGE: Cost of material plus handling and applicable overhead, as determined by the Kent County Water Authority on a yearly basis, usually on July 1.

INSUFFICIENT FUND RETURNED CHECKS: Applicable to all payment checks returned to Kent County Water Authority by our bank due to insufficient funds available or account problems will bear a charge for our handling and bank charges.

CHARGE: \$35.00 Per occurrence.

METER TESTING: Applicable to all meter testing services.

CHARGE: \$100.00 Per occurrence for all meters sized 2-inches and less. All meters greater than 2 - inches will charged on an actual time and materials basis.

INSPECTION FEE'S: Applicable to all developer installation work, public or private, in regards to all main or service extensions.

CHARGE: \$5.00/ft of installed main or for service pipe from main to curb stop.

LEGAL FEE's: Applicable to all services requiring legal assistance by the Kent County Water Authority's legal counsel

including but not limited to easement description preparation or review, deed restriction preparation or review, involvement with actions necessary for review or approvals of any water service request to the Authority.

CHARGE: Cost as billed to Kent County Water Authority by legal counsel on a monthly basis.

Terms of Payment For All Other Charges: All bills rendered quarterly or monthly are due and payable in full when rendered.

**KENT COUNTY WATER AUTHORITY
RATE SCHEDULE**

Page 1
KCWA PUC DOCKET# _____
EFFECTIVE: 9/1/2021

METER SALES VOLUME:

Applicable to all metered water in the Kent County system for residential, commercial, and industrial consumption.

Rates:

	<u>Rate Per 100 cu. Ft (HCF).</u>
Small (5/8" to 2" meters)	\$5.235
Medium (3" to 4" meters)	\$5.564
Large (6" meters and up)	\$5.105
Medium Compound with bypass(3" to 4" meters)	\$5.564
Large Compound with bypass(6" meters and up)	\$5.105

Terms of payment:

All metered sales bills are rendered quarterly or monthly and are due and payable in full when rendered.

METERED SALES SERVICE CHARGE:

Applicable to all metered sales of customers of Kent County Water Authority exclusive of fire service connections.

<u>Rates:</u>	<u>Meter Size (in)</u>	<u>Quarterly Accounts</u>	<u>Monthly Accounts</u>
	5/8 & 3/4	\$9.81	\$5.71
	1	\$14.72	\$7.35
	1 ½	\$23.94	\$10.42
	2	\$31.92	\$13.08
	3	\$42.36	\$16.56
	4	\$62.64	\$23.32
	6	\$107.48	\$38.27
	8 & up	\$185.49	\$64.27

Terms of Payment:

All customer service charges are billed quarterly or monthly in advance and are due and payable in full when rendered.

PUBLIC FIRE SERVICE:

Applicable for service to public fire hydrants in the Kent County service area.

Rates:

	<u>Quarterly</u>
Hydrant	\$164.05 / hydrant
Plus	\$3.66/ billing

Terms of Payment:

All bills for public fire service are rendered quarterly in advance and are due payable in full when rendered.

PRIVATE FIRE SERVICE:

Applicable for service to private fire protection systems and private hydrants in the Kent County service area.

<u>Rates:</u>	<u>Service Size (in.)</u>	<u>Monthly Accounts</u>
	4	\$22.75
	6	\$59.10
	8	\$121.81
	10	\$216.13
	12	\$346.85
	hydrant	\$59.10

Terms of Payment:

All bills for private fire services are rendered quarterly in advance and are due and payable in full when rendered.

OTHER CHARGES

WHOLESALE RATES BETWEEN WARWICK WATER DEPARTMENT AND KCWA: KCWA will be charged by Warwick Water the same individual wholesale rate as charged to Warwick by Providence Water Supply Board. Warwick Water will be charged by KCWA the same individual wholesale rate as charged to Warwick by Providence Water Supply Board. The individual wholesale rate applied to Warwick Water will change upon changes to Providence Water Supply Board wholesale rate charge.

WHOLESALE RATE QUONSET DEVELOPMENT CORPORATION : Metered water sales at \$3.832 per HCF. Rate will change upon changes to Providence Water Supply Board wholesale rate charge.

INTEREST ON DELINQUENT ACCOUNTS: Applicable to all water account balances over 30 days from billing date. Interest charges are payable as incurred.

CHARGE: 1.5% per month on unpaid balances.

TURN OFF CHARGE: Applicable to all services turned off due to a specific violation which resulted in the requirement to terminate service and requests prior to 8:00 a.m. and after 3:00 p.m., Monday thru Friday and all day Saturday, Sunday, and any Holiday. Charges payable in full prior to subsequent turn-on.

CHARGE: \$55.00 per occurrence

TURN ON CHARGE: Applicable to all services turned on after the interruption of a service due to a specific violation which resulted in the service shut off and requests prior to 8:00 a.m. and after 3:00 p.m., Monday thru Friday and all day Saturday, Sunday, and any Holiday. Charges payable in full prior to turn-on.

CHARGE: \$45.00 per occurrence

SYSTEM SERVICES: Applicable to all installation, repair, and hydraulic model work.

CHARGE: Cost of all material, labor and equipment plus applicable overhead, as determined by the Kent County Water Authority on a yearly basis, usually on July 1.

CHLORINATION CHARGE: Applicable to all main extensions to existing systems.

CHARGE: Cost of laboratory and labor to collect, transport to lab, flush and test sample, as determined by the Kent County Water Authority on a yearly basis, usually on July 1.

MATERIAL PURCHASE: Applicable to all material sales.

CHARGE: Cost of material plus handling and applicable overhead, as determined by the Kent County Water Authority on a yearly basis, usually on July 1.

INSUFFICIENT FUND RETURNED CHECKS: Applicable to all payment checks returned to Kent County Water Authority by our bank due to insufficient funds available or account problems will bear a charge for our handling and bank charges.

CHARGE: \$35.00 Per occurrence.

METER TESTING: Applicable to all meter testing services.

CHARGE: \$100.00 Per occurrence for all meters sized 2-inches and less. All meters greater than 2 - inches will charged on an actual time and materials basis.

INSPECTION FEE'S: Applicable to all developer installation work, public or private, in regards to all main or service extensions.

CHARGE: \$5.00/ft of installed main or for service pipe from main to curb stop.

LEGAL FEE's: Applicable to all services requiring legal assistance by the Kent County Water Authority's legal counsel

including but not limited to easement description preparation or review, deed restriction preparation or review, involvement with actions necessary for review or approvals of any water service request to the Authority.

CHARGE: Cost as billed to Kent County Water Authority by legal counsel on a monthly basis.

Terms of Payment For All Other Charges: All bills rendered quarterly or monthly are due and payable in full when rendered.

**KENT COUNTY WATER AUTHORITY
RATE SCHEDULE**

Page 1
KCWA PUC DOCKET# _____
EFFECTIVE: 10/1/2021

METER SALES VOLUME:

Applicable to all metered water in the Kent County system for residential, commercial, and industrial consumption.

Rates:

	<u>Rate Per 100 cu. Ft (HCF).</u>
Small (5/8" to 2" meters)	\$5.235
Medium (3" to 4" meters)	\$5.564
Large (6" meters and up)	\$5.105
Medium Compound with bypass(3" to 4" meters)	\$5.564
Large Compound with bypass(6" meters and up)	\$5.105

Terms of payment:

All metered sales bills are rendered quarterly or monthly and are due and payable in full when rendered.

METERED SALES SERVICE CHARGE:

Applicable to all metered sales of customers of Kent County Water Authority exclusive of fire service connections.

<u>Rates:</u>	<u>Meter Size (in)</u>	<u>Monthly Accounts</u>
	5/8 & 3/4	\$4.95
	1	\$6.59
	1 ½	\$9.66
	2	\$12.32
	3	\$15.80
	4	\$22.56
	6	\$37.50
	8 & up	\$63.51

Terms of Payment:

All customer service charges are billed quarterly or monthly in advance and are due and payable in full when rendered.

PUBLIC FIRE SERVICE:

Applicable for service to public fire hydrants in the Kent County service area.

Rates:

	<u>Quarterly</u>
Hydrant	\$164.05 / hydrant
Plus	\$2.90/ billing

Terms of Payment:

All bills for public fire service are rendered quarterly in advance and are due payable in full when rendered.

PRIVATE FIRE SERVICE:

Applicable for service to private fire protection systems and private hydrants in the Kent County service area.

<u>Rates:</u>	<u>Service Size (in.)</u>	<u>Monthly Accounts</u>
	4	\$21.98
	6	\$58.34
	8	\$121.04
	10	\$215.36
	12	\$346.09
	hydrant	\$58.34

Terms of Payment:

All bills for private fire services are rendered quarterly in advance and are due and payable in full when rendered.

OTHER CHARGES

WHOLESALE RATES BETWEEN WARWICK WATER DEPARTMENT AND KCWA: KCWA will be charged by Warwick Water the same individual wholesale rate as charged to Warwick by Providence Water Supply Board. Warwick Water will be charged by KCWA the same individual wholesale rate as charged to Warwick by Providence Water Supply Board. The individual wholesale rate applied to Warwick Water will change upon changes to Providence Water Supply Board wholesale rate charge.

WHOLESALE RATE QUONSET DEVELOPMENT CORPORATION : Metered water sales at \$3.832 per HCF. Rate will change upon changes to Providence Water Supply Board wholesale rate charge.

INTEREST ON DELINQUENT ACCOUNTS: Applicable to all water account balances over 30 days from billing date. Interest charges are payable as incurred.

CHARGE: 1.5% per month on unpaid balances.

TURN OFF CHARGE: Applicable to all services turned off due to a specific violation which resulted in the requirement to terminate service and requests prior to 8:00 a.m. and after 3:00 p.m., Monday thru Friday and all day Saturday, Sunday, and any Holiday. Charges payable in full prior to subsequent turn-on.

CHARGE: \$55.00 per occurrence

TURN ON CHARGE: Applicable to all services turned on after the interruption of a service due to a specific violation which resulted in the service shut off and requests prior to 8:00 a.m. and after 3:00 p.m., Monday thru Friday and all day Saturday, Sunday, and any Holiday. Charges payable in full prior to turn-on.

CHARGE: \$45.00 per occurrence

SYSTEM SERVICES: Applicable to all installation, repair, and hydraulic model work.

CHARGE: Cost of all material, labor and equipment plus applicable overhead, as determined by the Kent County Water Authority on a yearly basis, usually on July 1.

CHLORINATION CHARGE: Applicable to all main extensions to existing systems.

CHARGE: Cost of laboratory and labor to collect, transport to lab, flush and test sample, as determined by the Kent County Water Authority on a yearly basis, usually on July 1.

MATERIAL PURCHASE: Applicable to all material sales.

CHARGE: Cost of material plus handling and applicable overhead, as determined by the Kent County Water Authority on a yearly basis, usually on July 1.

INSUFFICIENT FUND RETURNED CHECKS: Applicable to all payment checks returned to Kent County Water Authority by our bank due to insufficient funds available or account problems will bear a charge for our handling and bank charges.

CHARGE: \$35.00 Per occurrence.

METER TESTING: Applicable to all meter testing services.

CHARGE: \$100.00 Per occurrence for all meters sized 2-inches and less. All meters greater than 2 - inches will charged on an actual time and materials basis.

INSPECTION FEE'S: Applicable to all developer installation work, public or private, in regards to all main or service extensions.

CHARGE: \$5.00/ft of installed main or for service pipe from main to curb stop.

LEGAL FEE'S: Applicable to all services requiring legal assistance by the Kent County Water Authority's legal counsel

including but not limited to easement description preparation or review, deed restriction preparation or review, involvement with actions necessary for review or approvals of any water service request to the Authority.

CHARGE: Cost as billed to Kent County Water Authority by legal counsel on a monthly basis.

Terms of Payment For All Other Charges: All bills rendered quarterly or monthly are due and payable in full when rendered.